







English Reading	English Writing	Maths	Wider Curriculum												
<p>This week your reading task can be based on fiction or non-fiction books. Choose your favourite book from home - (this can be a real book or a story you can read online.</p> <p>Read it to your adult, brother, sister, pet or even soft toy.</p> <p>Now create some questions on paper that your family member has to answer - you can be the teacher. Remember to try and ask some tricky questions, perhaps try asking questions about the character's feelings or actions</p> <p>Parents the following website is super for discovering new books that may become your child's favourite. It is easy and free to register:</p> <p><a href="https://www.lovereadings4kids.co.uk/">https://www.lovereadings4kids.co.uk/</a></p>	<p>This week your writing task links to the non-fiction reading you did last week. This can be about any subject that interests you, for example dinosaurs, space, penguins or baking! Anything you like!</p> <p>Can you write a fact file about your chosen subject? For example if you had chosen an animal fact file you could include colour, habitat, how long they live, what they like to eat. If you can't think of a subject, can you remember our stick insects in school? They are still healthy and living with Mrs Dixon, Benjamin and Noah look after them! You could write a fact file all about them!</p> <p>You can write these out on paper or...<a href="#">Purple mash 2do set</a>.</p>	<div data-bbox="1115 400 1541 746"> <p><b>Check it!</b> </p>  <p>How much does the bag weigh?</p> <p>The shoes in the bag weigh 3kg.</p> <p>If Sam takes his shoes out, how much will the bag weigh?</p> <p><b>Measurement</b></p> <p><small>* Uses all measuring apparatus accurately to estimate and measure length, mass, temperature and capacity.</small></p> </div> <div data-bbox="1115 799 1563 1145"> <p><b>Check it!</b> </p> <p>Celsius Degrees (°C) are unites of temperature.</p> <ul style="list-style-type: none"> <li>Water boils at 100 °C</li> <li>Human body temperature is about 37 °C</li> <li>Room temperature is about 20 °C</li> <li>Water freezes at °C</li> </ul>  <p>Circle the best estimated temperature for the activity.</p> <table border="0"> <tr> <td>1. Swimming</td> <td>1 °C</td> <td>32 °C</td> </tr> <tr> <td>2. Playing in the snow</td> <td>1 °C</td> <td>35 °C</td> </tr> <tr> <td>3. Cooking in the oven</td> <td>38 °C</td> <td>180 °C</td> </tr> <tr> <td>4. Refrigerator</td> <td>3 °C</td> <td>27 °C</td> </tr> </table> <p><b>Measurement</b></p> <p><small>* Uses all measuring apparatus accurately to estimate and measure length, mass, temperature and capacity.</small></p> </div> <p>You can do these on paper or <a href="#">Purple mash 2do set</a></p>	1. Swimming	1 °C	32 °C	2. Playing in the snow	1 °C	35 °C	3. Cooking in the oven	38 °C	180 °C	4. Refrigerator	3 °C	27 °C	<p><b>Whole School</b></p> <p><b>The importance of Bees and what you can do to help. Watch this video and see how much you can learn. Everyone, including children can help our planet and bees are so important.</b></p> <p><a href="https://www.bbc.co.uk/newsround/22040953">https://www.bbc.co.uk/newsround/22040953</a></p> 
1. Swimming	1 °C	32 °C													
2. Playing in the snow	1 °C	35 °C													
3. Cooking in the oven	38 °C	180 °C													
4. Refrigerator	3 °C	27 °C													
<p>Go onto the Oak National Academy website. This is the link for your online lesson:</p>	<p>Handwriting practise - now all you need is paper and a pencil:</p>	<p>Follow this link to be taken to the 'topmarks' website.</p>	<p>This week is Mental Health Awareness Week. Here is a link to</p>												

<p><a href="https://www.thenational.academy/year-2/english/the-firework-makers-daughter-to-make-inferences-year-2-wk4-2">https://www.thenational.academy/year-2/english/the-firework-makers-daughter-to-make-inferences-year-2-wk4-2</a></p> <p>This is all about The Firework Maker's Daughter - the focus of the learning is inference, this means looking for clues in the story to answer questions.</p> <p>You will need a pencil and a piece of paper.</p>	<p>Practise the following bottom exit joins...</p> <p><i>it, il, al, at</i></p> <p>Now practice writing these words using the joins you have just practiced:</p> <p><i>sit, pill, tall, flat</i></p> <p>Write each word three times.</p> <p>Remember to ensure they all stand on the line.</p>	<p><a href="https://www.topmarks.co.uk/maths-games/mental-maths-train">https://www.topmarks.co.uk/maths-games/mental-maths-train</a></p> <p>Explore the game choosing your own activities to practice for each operation +, -, x, ÷.</p>	<p>a video you can watch with your child:</p> <p><a href="https://www.youtube.com/watch?v=Qcyc68d6OAK#action=share">https://www.youtube.com/watch?v=Qcyc68d6OAK#action=share</a></p> <p>Talk to your child about small acts of kindness - talk to them about how they can be kind to themselves - doing things they like, being open about their feelings whether they are positive or negative.</p> <p>Here is a link to some ideas about how you can be kind throughout the week:</p> <p><a href="https://theimaginationtree.com/simple-acts-kindness-kids/">https://theimaginationtree.com/simple-acts-kindness-kids/</a></p> <p>Some of these activities are outdoors - remember to stay safe and socially distance if you choose one of these.</p> <p>If you can use purple mash tell us what you have been doing that is kind!</p> <p>Purple Mash 2Do set</p>
<p>Read these words with /ar/ in: (ar, al) <b>Arthur, almond, calm, smart, palm, dart and card.</b> Remember to say the sounds as you read the word! How do you spell <b>/ar/</b> in these words? Write them into categories on a piece of paper according to how you spell <b>/ar/</b>.</p>	<p>Parents: ask your child to read this sentence OR read this sentence to your child: <b>Arthur</b> and his <b>partner started</b> eating <b>almonds</b> in the <b>car</b>. Ask your child to write this sentence and underline the different ways we</p>	<p>Two Dice</p>	<p>This week would have been science week in school. We would have been planting seeds, and learning about what they need to grow into healthy plants. Some of you have been planting seeds at home and you have told your teachers about it</p>

<p>Say the sounds as you write the words</p>	<p>spell <b>/ar/</b>. If your child misspells one of the words in red, help them to write it again correctly. REMEMBER TO SAY THE SOUNDS AS YOU WRITE THEM - IT HELPS THE LEARNING TO STICK!</p>	 <p>Here are two dice.</p> <p>If you add up the dots on the top you'll get 7.</p> <p>Find two dice to roll yourself. Add the numbers that are on the top. What other totals could you get if you roll the dice again?</p> <p><b>Notes for adults</b></p> <p>You will need two dice to play this game (you could make your own if you don't have two dice). The children can count the total number of spots on the dice or add them together using number facts they already know.</p> <p>Record the results and explore the different totals that you can get. Help them to find all the possible combinations.</p> <p>*remember to write down all of the possibilities this will help you to work systematically.</p> <p>You can do this on paper or <a href="#">Purple Mash 2do set</a>.</p>	<p>on the phone calls - that's brilliant!</p> <p>If you haven't any seeds to plant there are some tricks you can do from home...</p> <p>There are plenty of things you can grow from your kitchen from left over things...</p> <p>Log into Espresso and go to Home-Science1-Plants-Videos. Choose a video to watch.</p> <p>Now try one of these...</p> <p>Plant leftover seeds from oranges, lemons or limes into a pot with soil - sit them on the windowsill and keep watering everyday. You can pop some clear plastic over the top to keep them warm. In a few weeks you may have a fruit tree growing! Cut off the top of a carrot - place it in a saucer of water - don't put too much water in. Keep watching and see what happens...</p> <p>If you can use Purple Mash tell us what you did and what happened - remember this may take a few days - be patient!</p> <p><a href="#">Purple Mash 2Do set</a>.</p>
--	--	--	---

PE - Everyday at 9am join Joe Wicks on YouTube for a workout.  
 If you fancy a change try this website - the children in school have really enjoyed these dance workouts: <https://www.jumpstartjonny.co.uk/home>

