





Week: 6 Wednesday 29th April		Year Group: Year 2	
English Reading	English Writing	Maths	Wider Curriculum
<p>Try one or more of these reading challenges:</p> <ol style="list-style-type: none"> 1. Read a story to your pet, if you have no pets then read a story to one of your soft toys. 2. Instead of your grown up reading you a story at bedtime, you be the adult and read the story to them. Then ask them some tricky questions about it. 3. Make a den and read a book inside it - use a torch if you need to! <p>We would love to know which of these activities you have tried - let us know on purple mash if you can! If you don't have access to the internet don't worry just enjoy reading!</p> <p>Purple Mash 2Do set</p>	<p>This lesson continues from last week's learning about Pandora's Box.</p> <p>If you had a special box what would you put inside it? Make a list of things that are special to you that you would like to keep safe. You can list these or draw the pictures.</p> <p>Once you have listed them write adjectives to describe those things. For example: 'My sparkly necklace', 'an old coin' etc.</p>	<p>Let's learn about shapes...</p> <p>If you haven't got access to a computer or a tablet, don't worry this work can be done on paper too!</p> <p>In your home/garden find, draw and label things that are the following 2 D shapes...</p> <p>Circle, square, triangle, oblong - CHALLENGE can you find anything that is a hexagon?</p> <p>Purple mash 2do set</p>	<p>Whole School - Act of Kindness Online and in real life, we have all seen more acts of kindness and care for our community and family during this time that most of us have seen in recent history.</p> <p>Can you complete an act of kindness? It doesn't have to be something big or cost any money, just something that will bring a smile to someone's face.</p>
<p>Go onto the Oak National Academy website. This is the link for your online lesson: https://www.thenational.academy/year-2/english/the-firework-makers-daughter-to-make-inferences-year-2-wk2-1</p> <p>This is the same story as last week The Firework Maker's Daughter - but this week the learning is all about finding clues in the</p>	<p>Handwriting practise - now all you need is paper and a pencil:</p> <p>Practise the following capital letters: G Y F R B -ensure they all stand on the line.</p> <p>Practise all your numbers 0 - 9 too!</p>	<p>Work out this problem:</p> <p>If I have 18 cocktail sticks how many of each of these 2D shapes can you build? Would you have any left over?</p> <p>Draw them on paper OR draw them onto the Purple Mash 2Do set, either way is fine!</p>	<p>Watch this week's Newsbites Quiz on Espresso. Go to Home - News1 - Newsbites</p>

<p>story to answer questions - this is called 'inference'. All you need is pencil and paper to write your answers on.</p>		<p>Triangles Squares Hexagons</p> <p>Purple mash 2do set.</p>	
<p>Read these words: Bikini, key, knee, breathe, chief, messy and be. Remember to say the sounds as you read the word! How do you spell /ee/ in these words? Write them into categories on a piece of paper according to how you spell /ee/. Say the sounds as you write the words</p>	<p>Parents: ask your child to read this sentence OR read this sentence to your child: Annie wore a bikini with her mummy in the freezing sea. Ask your child to write this sentence and underline the different ways we spell /ee/. If your child misspells one of the words in bold, help them to write it again correctly. REMEMBER TO SAY THE SOUNDS AS YOU WRITE THEM - IT HELPS THE LEARNING TO STICK!</p>	<p>Let's learn about 3D shapes. 3D shapes are solid (not flat like 2D shapes). If you can log onto Espresso explore these shapes by watching the following videos: Home - Maths 1 - Geometry - Videos If you have no internet access then try this... Try to find in your house or garden objects that are the following shapes...</p> <p>Cylinder </p> <p>Cuboid </p> <p>Cube </p> <p>Sphere </p> <p>Draw and label them.</p>	<p>Try to draw your family tree. Ask the adults in your house to help you write down all the names of your Grandparents and Great Grandparents, Aunties, Uncles etc - what jobs did they do? Where did they live? What children did they have?</p>

PE - Everyday at 9am join Joe Wicks on YouTube for a workout.