

Week: 4 Wednesday 15th April

Year Group: Year 2

English Reading

Read the story 'The Myth of Pandora's box'  
-Please follow the link under this week's plan on your home learning page. You can read the story yourself or ask a grown up to help you.

English Writing



**Animal Town**

Look at this picture, what can you see?  
What do you think is happening?  
Where could the animals be going?  
Write about this picture, don't forget to write in full sentences. Use adjectives to describe and 'joining' words such as and, but, so, because in your work. You can do this on paper or on Purple mash.

[Purple Mash 2do set.](https://www.purplemash.com)

You can get a closer look at the picture by following this link:

<https://www.pobble365.com/animal-town/>

Maths

**Magic Plant:**  
On Friday at 9am the plant was 2cm tall.



The plant doubles in size every day.



How tall was the plant on Monday?  
[Purple mash 2 do set.](https://www.purplemash.com)

Wider Curriculum

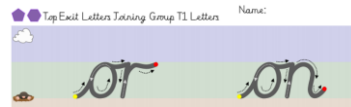
**WHOLE SCHOOL  
Happiness Flower**

Think of things that make you happy and that you are grateful for. Draw or write these on some paper petals. Assemble your petals Creating a happiness flower together as a family.

Draw a picture of what you think 'Pandora's box' may have looked like. You can label it or write a sentence to describe it. Remember you can do this on paper or on purple mash.

[Purple Mash 2do set.](#)

Handwriting practice. Get some lined paper or ask your grown up to help you draw some straight lines on some plain paper so that you can practice writing on the line.



Practice joining the letter 'o' to the letter 'r' as shown above. Then do the same for 'o' joined to 'n'. Practice a full line of each one. Now practice writing these words:

for  
long

Remember to 'take off' from the line joining all of the letters in the word if you can. If not just focus on the joins you have practiced today.

Read these words.  
**Jail, may, great, Kate, David, vein, whey, freight**

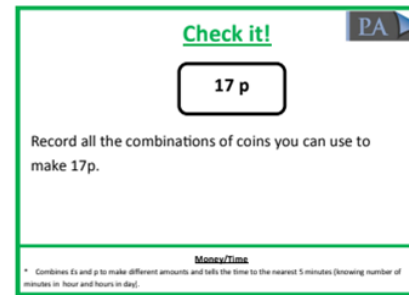
Remember to say the sounds as you read the word!

How do you spell /ae/ in these words? Write them into categories on a piece of paper on how you spell /ae/.

Say the sounds as you write the words

Parents: read this sentence to your child:

**The donkey worked at the beach. He was very happy because he loved to look at the sea.** Ask your child to write this sentence and underline the different ways we spell /ee/. If your child misspells one of the words in bold. Help them to write it again correctly.




Talk with your grown up about all of the different coins that we have, how many ways could you make 17p?

[Purple Mash 2do set.](#)

Log into Purple mash and find the 2do called '2explore' experiment making your own melodies using the sounds in the sound bar. If you're not sure on how it works watch the instruction video by clicking on:



[Purple mash 2do set.](#)



Tip: remember to look for known facts first.

Log into purple mash and watch the video on the 2do called 'When I grow up' Think about what job you would like to do when you grow up, why do you want to do it? You may have been inspired by some of the key workers that you have seen on the news recently? Or maybe you would like to have a job similar to someone you know in your family. Draw and write in the 2do what your dream job would be and why.

[Purple mash 2do set.](#)

PE - Everyday at 9am join Joe Wicks on YouTube for a workout.