

Year 1: Changes within Living Memory-Spring 1- Toys



Key Questions

How can I design and make a toy to use for role play?

What is your favourite toy?

How can I sort toys into old and new?

How have toys changed over time?

How can I compare old and new toys?

What games/toys do children play around the world?

National Curriculum

History

- Develop an awareness of the past, use common words and phrases relating to the passing of time.
- Begin to understand chronological framework.
- Changes within living memory and the ways in which we can find out about these changes.
- Develop a curiosity about changes within living memory and the ways in which we can find out about these changes.
- Identify similarities and differences between ways of life in different periods of time.
- Know where people and events fit within a chronological framework.

Vocabulary

Toys past present modern technology

Manufacture materials properties

Similarities differences

Curriculum Links

English

Ask and answer questions to extend their understanding and knowledge.

Maintain attention and participate actively.

Write about real events.

Justify ideas with reasons, beginning to give well structured descriptions and explanations.

Art and Design

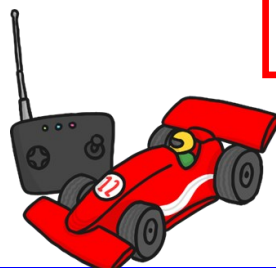


to use a range of materials creatively to design and make products

to use drawing, painting and sculpture to develop and share their ideas, experiences and imagination

to develop a wide range of art and design techniques in using colour, pattern, texture, line, shape, form and space

PSHE/RSE

Respecting others.





Year 1: Toys

Home learning



Suggested Websites and Links

<https://www.youtube.com/watch?v=s5rGqnPAaEo>

<https://www.twinkl.co.uk/resource/t-t-7666-toys-then-and-now-powerpoint>

<https://www.twinkl.co.uk/resource/t-t-2566822-old-and-new-toys-sorting-activity>

<https://www.twinkl.co.uk/resource/the-old-toy-room-comparing-old-and-new-toys-powerpoint-t-or-1308>

<https://www.twinkl.co.uk/resource/t-tp-6124-ks1-toys-and-games-around-the-world-powerpoint>

Suggested Activities

- ✓ Design and make a toy out of wooden spoons.
- ✓ Draw a picture of your favourite toy, explain why it is your favourite, can you compare it to your parents favourite toy from when they were little?
- ✓ Look at pictures of toys from now and the past, sort toys into past and present.
- ✓ Look at pictures of toys from now and the past, explain how they have changed-materials, technology, manufacture, safety.
- ✓ Compare old and new toys think about: materials, how they move, how they were made.
- ✓ Discuss games/toys that children play around the world, how are these games similar or different? Have a go at playing those games.

Further Topics

- Books-how have books changed over time?

