





<p>As Communicators we will be learning: (Include English and ICT and MFL)</p> <p>To shared read and analyse traditional, fantasy and fairytale stories.</p> <p>To write a character description of Shrek.</p> <p>To use non fiction texts and features to learn about castles.</p> <p>To write a non chronological report about UK castles.</p> <p>To create a digital presentation about a famous local castle.</p> <p>To write a diary entry for Harry Potter’s Diary.</p> <p>To describe Hogwarts.</p> <p>To write a biography of JK Rowling.</p> <p>To write riddles and poems about fairytale characters.</p> <p>To create a wanted poster for Shrek / a wolf / a dragon .</p> <p>To write an email to Cinderella / Red Riding hood.</p> <p>To produce a persuasive advert for a castle auction.</p> <p>To write instructions about how to look after a dragon.</p> <p>To write an adventure story linked to a castle dungeon.</p> <p>To make a comic strip linked to Harry Potter.</p> <p>To write a diary entry of a court jester / knight.</p> <p>To investigate the story of George and the Dragon.</p> <p>To write an explanation of how to defend a castle.</p>	<p>As Mathematicians we will be learning:</p> <p>Use addition to score archery.</p> <p>To use place value to help Harry Potter sort wands.</p> <p>To use measures to find the height of castle walls, the length of scaling ladders and capacity of oil buckets.</p> <p>To investigate the weight of catapult missiles.</p> <p>To estimate and count the number of bricks in castle walls.</p> <p>To design castles using a range of 2D and 3D shapes</p> <p>To recognise and complete repeated pattern tapestries.</p> <p>To solve word problems linked to castle life.</p> <p>To find totals and change for Harry Potter in Diagon Alley.</p> <p>To read digital and analogue time on castle clocks.</p> <p>Use venn, carol diagrams to sort objects from Shrek’s swamp.</p>	<p>As Scientists we will be learning:</p> <p>(Unit - Materials)</p> <p>To investigate the materials used to build castles.</p> <p>To investigate which material would be best for a draughty castle window.</p> <p>To find out about the life and work of Charles Macintosh.</p> <p>To use everyday materials to solve nursery rhyme problems – ‘There’s a hole in my bucket’.</p> <p>To select the most suitable materials to sculpt the parts of a ‘Junkyard Dragon’.</p> <p>To predict and investigate which material would be most suitable to make a wall to protect Shrek’s swamp from Lord Farquaad.</p>
---	--	---

<p><b>Medium Term Planning</b></p>  <p><b>2014-2015</b></p>	<p>Our Learning Context is...</p> 	<p><b>Autumn 1 Term 2014</b></p> <p><b>Class 2</b></p> <p><b>Length of Topic = 7 weeks</b></p>
--	--	--

<p>As Geographers we will be learning:</p> <p>To find out which of the 4 countries in the UK has the most/largest/highest castles.</p> <p>To locate famous castles and monuments in the UK using an atlas.</p> <p>To observe and recognise the key human and physical features of a castle environment.</p> <p>To create a map of a castle using basic symbols in a key.</p> <p>To recognise castles and other landmarks on aerial photos.</p> <p>To use compass directions to describe Harry Potter’s route to Scotland.</p> <p>To use an atlas to identify key locations linked to Harry Potter</p>	<p>As Historians we will be learning:</p> <p>To research historical events linked to local castles.</p> <p>To investigate the history of Alnwick, Bamburgh or Newcastle Keep.</p> <p>To learn about the features of castles, the rooms they had and how they are different from homes today using different sources.</p> <p>To learn about the lives of people who lived in castles and the jobs they would do.</p> <p>To learn about heraldic signs and their meanings.</p> <p>To participate in a castle feast.</p>	<p>As Artists we will be learning:</p> <p>To sculpt a junkyard dragon</p> <p>To examine the work of Paul Klee ‘Castle and Sun’ and create our own versions.</p> <p>To use textiles and patchwork to create a Class 2 Castle flag.</p> <p>To design a court jester’s uniform.</p> <p>To paint a castle in a landscape.</p> <p>To produce a digital image of a dragon.</p> <p>To design and draw a heraldic emblem.</p>
---	---	---

<p>As Design Technologists we will be learning:          To build a model castle.          To research and combine ingredients to create items for a castle feast.          To make a harvest loaf.          To design and make a working drawbridge.          To build a catapult.          To design toy shields and swords for sale in the castle gift shop.          To make a dragon toy using different materials.</p>	<p>When we are being spiritual we will be learning:          (include Religious Education)          RE          Unit 1.4– Jesus is Special (6 hours split 3hrs/3hrs)          Unit 2.5 – Places of Worship (4 hours wk 4-7)</p> <p>To visit a synagogue.          To take part in a Harvest Festival Service.</p>	<p>As Musicians we will be learning:          To investigate medieval instruments.          To learn about and listen to medieval music.          To select and combine sounds and create short rhythmic phrases to accompany traditional tales.          To listen with understanding to instrumental film soundtracks e.g. Harry Potter and the Philosopher’s Stone</p>
<p><b>Medium Term Planning</b></p>  <p><b>2014-2015</b></p>	<p>Our Learning Context is...</p> 	<p><b>Autumn 1 Term 2014</b>  <b>Class 2</b>  <b>Length of Topic = 7 weeks</b></p>
<p>When thinking about our environment we will be learning:          (include any aspects of Sustainability)</p> <p>To investigate the environmental issues linked to the protection of castle ruins and monuments.          To learn about the work of English Heritage and how our historical buildings are being preserved.</p>	<p>As members of a community we will be learning:          (Include any aspects of Community Cohesion / SEAL / PSHE / Rights Respecting Schools)</p> <p>To understand learn about the knight’s code of chivalry and discuss what we understand as being right and wrong.          To learn about Knights’ mottos and create our own motto.          To learn about the lives of Jewish people and visit our local synagogue.</p>	<p>As enterprising young people we will be learning:          (include any Business &amp; Enterprise Projects / Careers Projects)</p> <p>To design, run and rehearse a talent show for our curriculum day.          To run an advertising campaign for a talent show.</p>