

## **Pupil Premium**

Pupil premium is allocated to children whose parents are currently serving in the armed forces, children of statutory school age from low-income families who are known to be eligible for Free School Meals, children looked after continuously for more than 6 months and Free School Meals children in non-mainstream settings. Schools are allocated additional funding to be used to support interventions and provision already in place at their schools or to provide extra provision where a need is apparent.

### **2016-2017**

Biddick Hall Juniors received £184'660 to help support our most disadvantaged children in the following ways:

- employment of additional teaching staff to reduce class size and support pupil premium children so that outstanding progress continues to be achieved
- to subsidise educational visits and after-school activities
- purchase of additional resources in literacy and numeracy
- to provide extra support via teaching assistants within the classroom and the playgrounds. This additional support will be used for social and emotional needs as well as learning needs and transition, to ensure that the children are ready to learn and are given every opportunity to fulfil their potential.

#### **The impact of this additional funding:**

The impact of the use of the 2016-2017 pupil premium can be seen in our attainment in the KS2 tests.

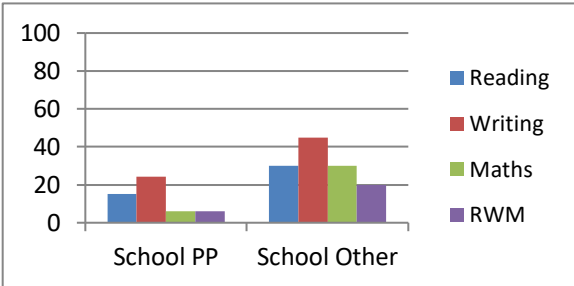
76% of our pupil premium children achieving expected level in reading, 97% in writing and 84% in maths. 67% achieved expected level in reading, writing and maths combined compared to LA figures of 63% in reading, 72% in writing and 73% in maths and 54% combined figure for reading, writing and maths.

15% achieved the greater depth standard in reading, 24% in writing and 6% in maths with 6% achieving the greater depth standard in reading, writing and maths combined compared to LA figures of 15% in reading, 20% in writing and 15% in maths with 5% achieving the greater depth standard in reading, writing and maths combined.

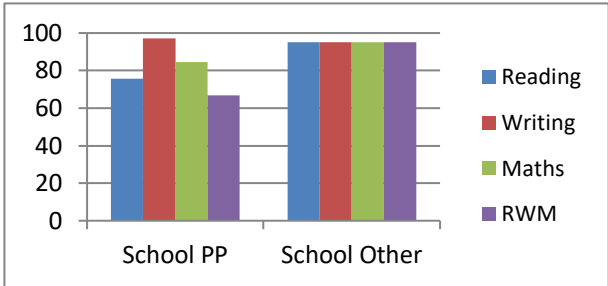
Moving forward we will concentrate on improving the % of pupils achieving the greater depth standard in maths in particular but also with a focus on reading.

No of PP pupils: 33 No. of non PP pupils: 20								
<b>2017</b>	<b>Reading</b>		<b>Writing</b>		<b>Maths</b>		<b>Reading, writing and Maths</b>	
% working at a greater depth within the expected standard	School PP	15.2	School PP	24.2	School PP	6.1	School PP	6.1
	School Other	30	School Other	45	School Other	30	School Other	20
	School gap	<b>14.8</b>	School gap	<b>20.8</b>	School gap	<b>23.9</b>	School gap	<b>13.9</b>
	LA PP	14.6	LA PP	19.7	LA PP	15.1	LA PP	5.2
	LA Other	29	LA Other	35.1	LA Other	26.7	LA Other	10.7
	LA gap	14.4	LA gap	15.4	LA gap	11.6	LA gap	5.5
% working at the expected standard	School PP	75.8	School PP	97	School PP	84.4	School PP	66.7
	School Other	95	School Other	95	School Other	95	School Other	95
	School gap	<b>19.2</b>	School gap	<b>-2</b>	School gap	<b>10.6</b>	School gap	<b>28.3</b>
	LA PP	63	LA PP	71.8	LA PP	72.7	LA PP	53.8
	LA Other	76.5	LA Other	81.5	LA Other	79.8	LA Other	79.8
	LA gap	13.5	LA gap	9.7	LA gap	7.1	LA gap	26
% working towards the expected	School PP	24.2	School PP	3	School PP	15.2	School PP	0
	School Other	5	School Other	5	School Other	5	School Other	5
	School gap	<b>-19.2</b>	School gap	<b>2</b>	School gap	<b>-10.2</b>	School gap	<b>5</b>
	LA PP	37	LA PP	27.9	LA PP	26.8	LA PP	15.1

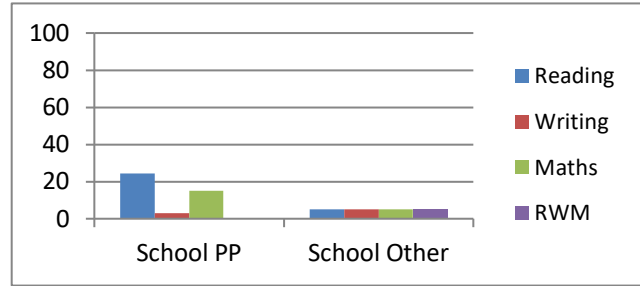
<b>standard</b>	<b>LA Other</b>	23.1	<b>LA Other</b>	18.1	<b>LA Other</b>	19.8	<b>LA Other</b>	10.1
	<b>LA gap</b>	-13.9	<b>LA gap</b>	-9.8	<b>LA gap</b>	-7	<b>LA gap</b>	-5



**% working at a greater depth within the expected standard**



**% working at the expected standard**



**% working towards the expected standard**