

ELVIS PRESLEY



Rainbow Words: Copy your spelling three times in different colours. (Pictured)

Pyramid Spellings: Write the first letter of the word, then underneath the first two, then underneath three, and build up to create a pyramid. (Pictured)

Draw your Words: Draw and label each of your spellings.

ABC Words: Write your spellings in alphabetical order.

Silly Sentences: Write silly sentences using each of your spellings.

Colourful Words: Write your spellings with one colour for vowels and another for consonants.

Backwards Words: Write your spellings backwards (e.g. 'where' would be 'erehw')

Bubble Letters: Write your spellings in bubble writing.

Squiggly Spelling: Write your spellings normally and then in squiggly writing.

Three Times: First, write your spellings in pencil, then in coloured pencil and finally use coloured pen.

Riddle me: Write a riddle for each of your spellings. (e.g. Q: I cry when I am hungry and I am cute and cuddly. A: Baby.)

Rhyming words: Write a word that rhymes with each of your spellings.

Secret Agent Words: Number the alphabet (e.g. a=1 b=2 c=3) then write some spellings in code.

Across and Down: Write each spellings across and then down the page.

Type them: Type each of your spellings three times on the computer in different spellings and fonts.

Vowel Circle: Write Each of your spellings and then circle the vowel in a different colour.



Word search: Create a Word search with your spellings in.

Story Words: Write a short story using all of your spellings.

Amazing Advert: Write a TV or radio advert using all of your spellings.

Cartoon Words: Create a comic strip using all of your spellings.

Silly Sentences: Write silly sentences using each of your spellings.

Sing it: Write a song or rap that uses all of your spellings. Practice performing it!

Wordle: go to www.wordle.net and create a word cloud of your spellings.

Hidden Words: Draw and colour a picture. Hide your spelling words in your picture. (Pictured)

Dear, Dear: Write a letter to someone using all of your spellings.

Sign Your Spellings: Go to <http://www.unitykid.com/signlanguage.html> and learn your spellings in sign language.

Cheerleaders: Come up with a cheerleading chant for each of your spellings.

Magazine Words: Use an old magazine or newspaper. Cut and stick the letters to make your spellings.

3D words: Use Plasticine or playdoh to make your spellings.

Classify Your Spellings: Write each of your spellings down and classify them into word classes (nouns, verbs, adjectives, adverbs)

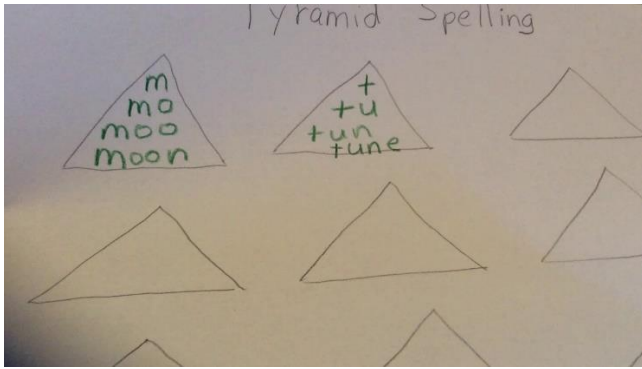
Read all about it: Write a newspaper article using all of your spellings.

Scrabble: Use scrabble tiles to make each of your spellings. Work out the points of each word.

Poem Spelling: Write a poem using at least 3 of your spellings.

Mnemonic: Write a way to remember your spellings using a mnemonic (e.g. **b**ecause is **B**ig **E**lephants **C**an **A**lways **U**nderstand **S**mall **E**lephants).


Word Webs: Pick a word and identify words with the same prefixes, root words and suffixes. (Pictured)





Spelling Selection

Across and Down
Write your words across and down, sharing the same first letter.

Example
x
a
m
p
l
e



HIDDEN WORDS



BASKET

NET

COURT

SCORE

DUNK

CHOOES