

Maths - Summer Term - Week 8

The Number 2

Watch the number blocks song.

<https://www.bbc.co.uk/cbeebies/watch/numberblocks-the-two-song>

Representing the number

(please see separate sheet, if you would like to print)

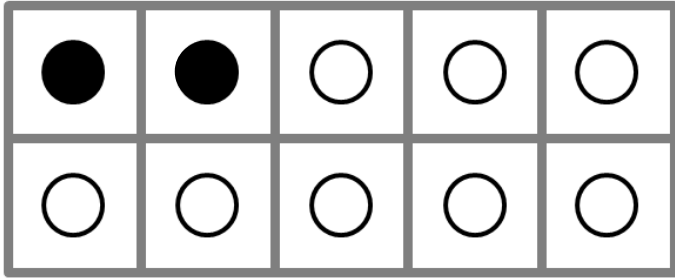
Represent 2 with your fingers.




2 toys/ 2 pieces of fruit.



2 on a 10 frame.




Number 2 numicon tile.



The number blocks character.



A number 2 on a dice.



Recognising the number

Show the numeral 2. Describe the number using the saying we use in school. Practice with your finger.

Round at the top, flat at the bottom.

Number 2!



Number hunt

Can you find something in your home, which shows the number 2? This could be a dice, a piece of paper with the number on, a jigsaw piece, a foam letter, a clock etc. How many can you find?



Physical counting

Can you do two jumps? Two hops? Two rolls?



Counting

Ask your child to go and find two things and bring it to you. E.g can you bring me 2 dinosaurs?

Group some objects together, some with 1 in, some with 2, some with 3 etc. Which pile or group of objects has 1 in it?



One more, one less

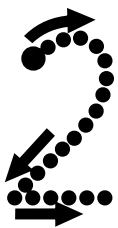
(see downloadable number line)

Show a basic number line. Can you find the number 2? What comes before the number? What comes after?



Writing the number

Using the number rhyme above practise writing the number. You can practise in the number 2 booklet.



Number bonds

Which numbers can we add together to make 2? Represent this with your child's favourite toys.

$$0+2 = 2$$

$$2+0 = 2$$

$$1+ 1 = 2$$

Celebrate

You are now a number 2 expert. Can you give yourself 2 claps? 2 pats on the back?

