

Maths - Summer Term - Week 7

The Number 1

Watch the number blocks song.

<https://www.bbc.co.uk/iplayer/episode/b08bzzns/numberblocks-series-1-one>

Representing the number

(please see separate sheet, if you would like to print)

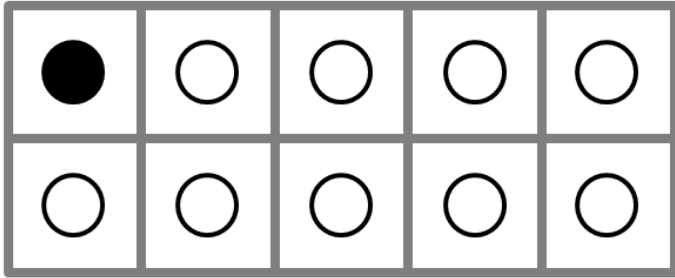
Show 1 finger.



1 toy/ 1 piece of fruit.




1 on a 10 frame.




Number 1 numicon tile.



The number blocks character.



A number 1 on a dice.



Recognising the number

Show the numeral 1. Describe the number using the rhyme we use in school.

'Straight line down. Number 1.'




Number hunt

Can you find something in your home, which shows the number 1? This could be a dice, a piece of paper with the number on, a jigsaw piece, a foam letter, a clock etc. How many can you find?



Physical counting

Can you do one jump? One hop? One roll?



Counting

Ask your child to go and find one thing and bring it to you. E.g can you bring me 1 doll?

Group some objects together, some with 1 in, some with 2, some with 3 etc. Which pile or group of objects has 1 in it?



Shape

Draw a circle. Explain that a circle has 1 side. Draw different circle shapes together. Can you draw a sun? A football? A face? Can you paint a picture of a circle?



One more, one less

(see downloadable number line)

Show a basic number line. Can you find the number 1? What comes before the number? What comes after?

Writing the number

Using the number rhyme above practise writing the number. You can practise in the number 1 booklet.

Number bonds

Which numbers can we add together to make 1. Present this with your child's favourite toy.

$$0+1 = 1$$

$$1+0 = 1$$

Celebrate

You are now a number 1 expert. Can you give yourself 1 clap? 1 pat on the back?

