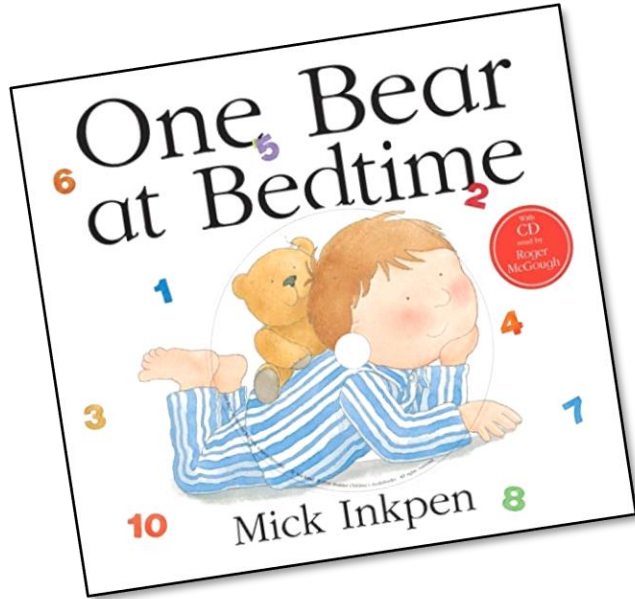

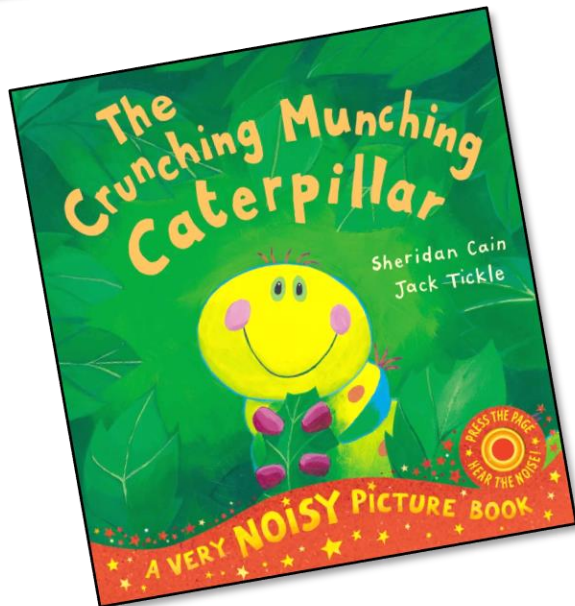




These activities and ideas are based around the book “The Very Hungry Caterpillar” by Eric Carle.

All activities could be done without the books!



Other stories to support our caterpillar activities.





Shape Hunter!



The Hungry Caterpillar is full of a certain shape as he keeps on munching through everything! Do you know why the holes he leaves are like that?

Explore the pages and see where you can find them.

Talking Together



How many
circles can you
find on each page?




Starting with a Story

Talking Together

The front pages of the Hungry Caterpillar are full of circles. Could you make your own pages? How many circles would there be on yours? Does yours make a pattern? Think how you could make this more interesting.

Lots of other story books have hidden patterns in the front covers. Can you find any more in your stories at home? What kind of pattern are they?





Patterns in Art


Eric Carle used circles in his work in this book but many famous paintings have pattern themes.

Starting With a Story



Talking Together

A famous artist called Kandinsky used circles to inspire him to paint this picture. What do you notice about the circles? Could you create your own art with circles. Or any other shape?



Specific collections

Have a look around your house to find a specific shape and make a collection. You could start with circles. Make your own modern art display!

Talking Together

How can you arrange your objects to look the best. Discuss with your grown ups how you have done it. Where do you put the biggest, smallest? What position are they in?
Can you describe them by their properties?



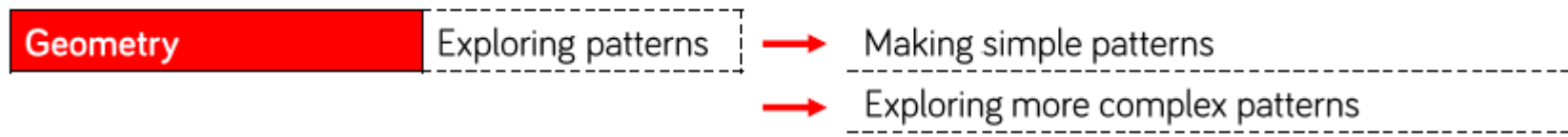
Learning through Play

A helping hand to where our activities link in our schemes and the EYFS.

Reception - Notes and guidance



Summer Progression



Development matters Shape space and Measure 40-60

Beginning to use mathematical names for 'solid' 3D shapes and 'flat' 2D shapes, and mathematical terms to describe shapes

Can describe their relative position such as '*behind*' or '*next to*'.

Uses familiar objects and common shapes to create and recreate patterns and build models.

Early Learning Goal -Shape Space and Measure

Children use everyday language to talk about size, weight, capacity, position, distance, time and money to compare quantities and objects and to solve problems. They recognise, create and describe patterns.

They explore characteristics of everyday objects and shapes and use mathematical language to describe them.

