

Hull Fair Week 2018


Humber Education Trust
Foundation Stage



Roll up! Roll up to Christopher Pickering's very own Hull Fair.



We are all set up and ready for some Hull Fair fun.



A fantastic rollercoaster track gets started.



This book has great pictures in
of how rides work and move.



Our reporters went to find out about the fair. They found where all the people who work there live.



Our reporters were too short for some of the rides. Some loved the look of all the rides, some thought the ghost train looked too scary.



They hunted for numbers.



The children explored the food stalls and came back with some ideas of what we could do.



The children all made their own chocolate apple. When they had finished they ordered what they had done. Great work!



Some children from Clifton Primary also went to the fair.




When they got back they had lots of ideas for Hull Fair activities.



Some amazing rides were very carefully constructed!



Super ideas, even if they might end up being a bit scary.



Hull Fair food tasting! The brandy snap and candy floss were both delicious.



Time to make their own
chocolate apples.



Woodland
Primary
have also
got
everything
ready for
their Hull
Fair day!
It's going to
be fun.



The parents
were as
keen as the
children to
get involved!





The children took part in some fabulous activities. What numbers can you see in the hoops?





More chocolate apples!



It was a
great day
full of
fun!





Maybury Primary's reporters
also hit the fair to find out
what was going on.



When everyone was back at school different activities got started. Hook-a-duck was great fun!






Who wants to
have a go at
making their
own candy
floss?






No one
wants to
miss out on
chocolate
apples
either!





The children at Neasden Primary also had a great 'Hull Fair Day'. Wonderful writing!





These rollercoasters look rather scary!



They created more fabulous rides out of different shapes, looking carefully at pictures to help with ideas.





Fabulous
face
painting.



Lovely
lollipop
creations.






Of course, no day would be complete without chocolate apples! Yum-yum!





Broadacre Primary held a 'Hull Fair stay-and-play' for parents. They loved it.





Hull Fair
lights.

Light sticks
made from
natural
objects.


Hull Fair
Lego
creations.





The children took part in lots of different activities. Their Hull Fair collage pictures were fabulous. Well done everyone!





A great display was made all about Hull Fair.





These patterns take a lot of concentration. Well done!



Some super homework from the families at Broadacre. What shapes can you see in this picture? Look carefully.



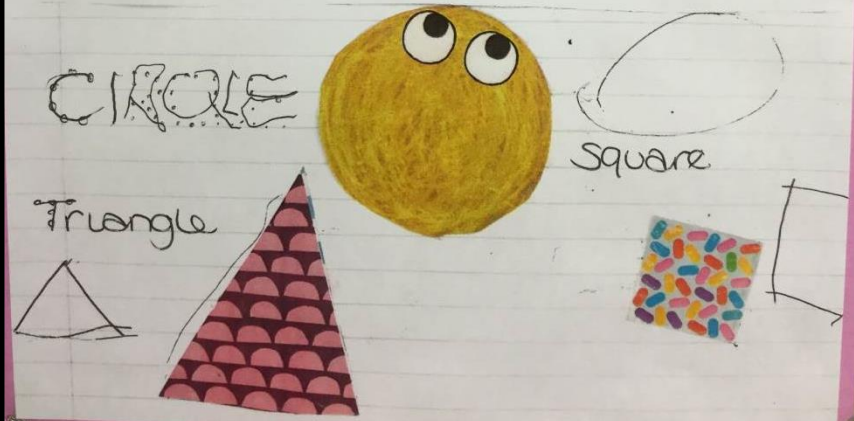
Homework – Maths

12.10.18

Task 1: Look at the picture of Hull Fair. What shapes can you find in the picture?

Links to Development Matters

- Beginning to use mathematical names for shapes.





The children at Adelaide Primary got their stalls ready for their Hull Fair Day.



Fish and
chips
anyone?



What amazing pictures of the rides at the fair. The lights look so sparkly.



We are super proud of our
Hull Fair writing.



What fantastic rides!





Fs2



Fun at the Fair!





Es2

Fun at the fair!

Human Fruit Machine!



PIC•COLLAGE

Parkstone Primary create a wonderful display all about Hull Fair.





Hook-a-duck
was very
popular.
What a lot
of ducks!



Look at the amazing rides that the children made. That slide looks a bit scary!



The children loved their stalls and games.



What numbers can you see?





This is one wild
rollercoaster!

