


---

*BSSP and Swim England*

*School Swimming and Water Safety Survey Report*

*Summer Term 2022*

---



---

*Methodology*

---

- Email sent to Bucks Schools on our database (236).
- 50 school responses – 21% response rate.

**School type**

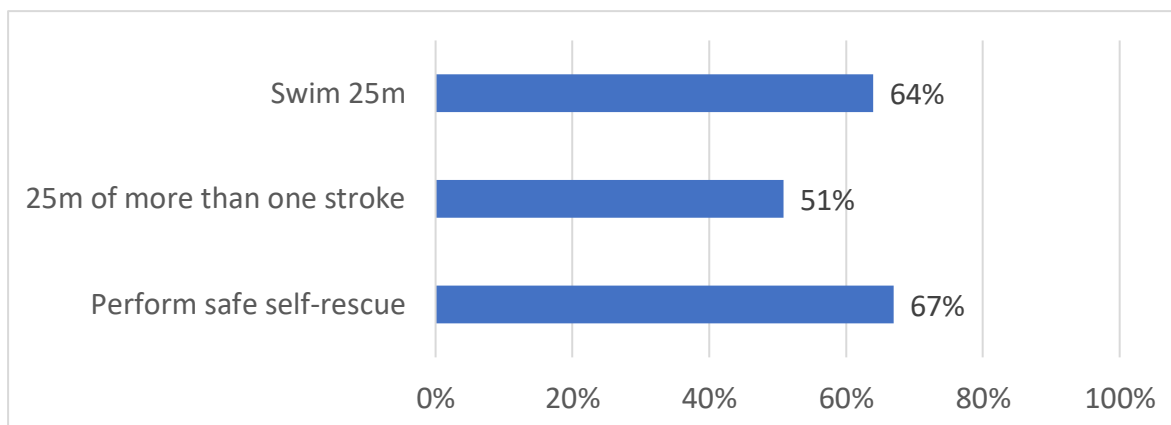
- Academy –40%
- Authority Maintained – 56%
- Other – 4%

---

*Swimming and the Curriculum*

---

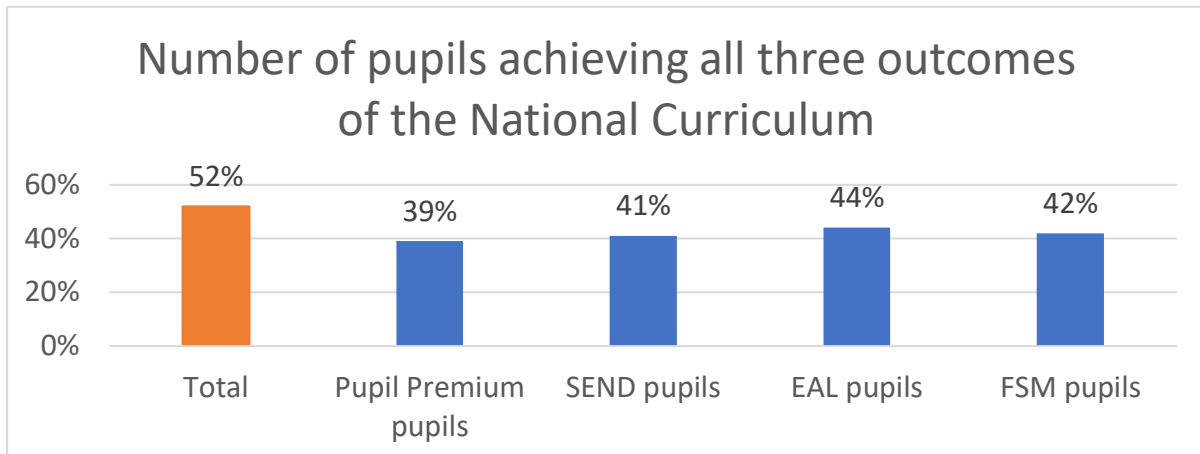
Schools appear to be prioritising the ability to perform a safe self-rescue in their school swimming outcomes, with 67% of Bucks students able to do so.



**Critical comment**

- There were errors in the data response, which meant that responses were manually interpreted.

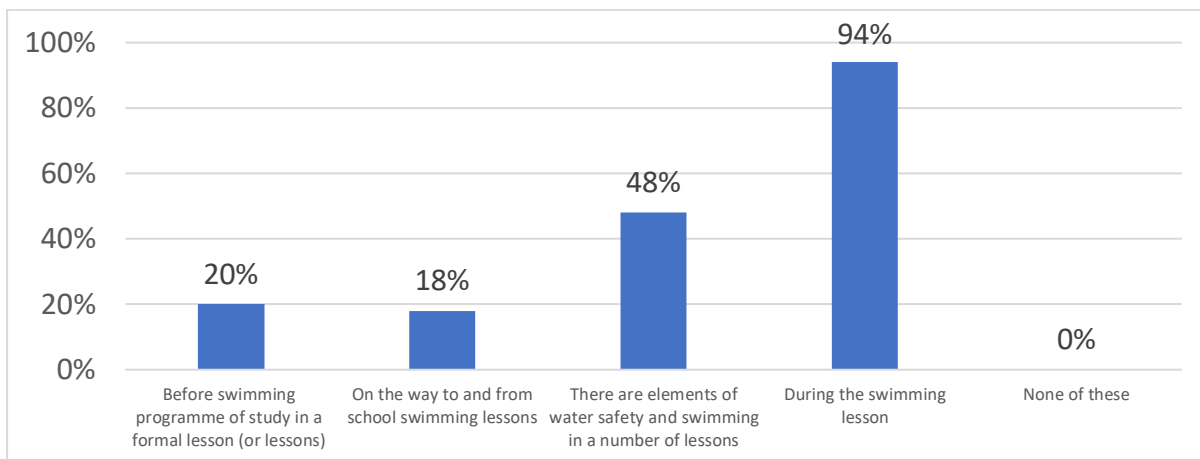
Of the Schools who recorded all outcomes, 52% of pupils achieved all three outcomes of the National Curriculum.



**Critical comment**

Many of the schools did not have the data available or had calculated figures based on completing 1 or 2 of the outcomes. These responses were removed from analysis. Data in graph is based on 22 schools. This data is more representative and gained a more accurate response. Therefore, this should be the figure that we use when measuring attainment for the outcomes of the National Curriculum.

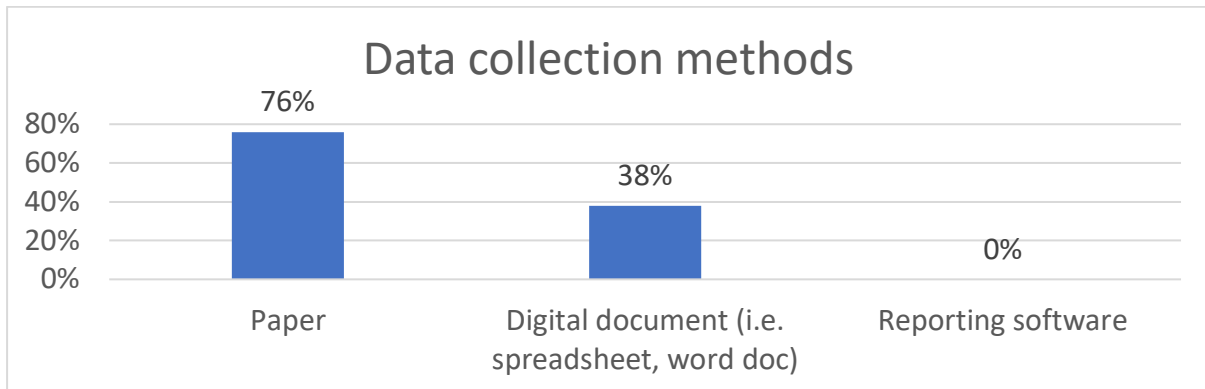
Water safety is usually delivered during the swimming lesson, with half of schools also including it in a number of lessons.



**Critical comment**

10% of schools suggested assemblies as an additional method they use to deliver water safety.

There is more that schools in Bucks could do to share their swimming attainment, specifically on their website and with individual parents.

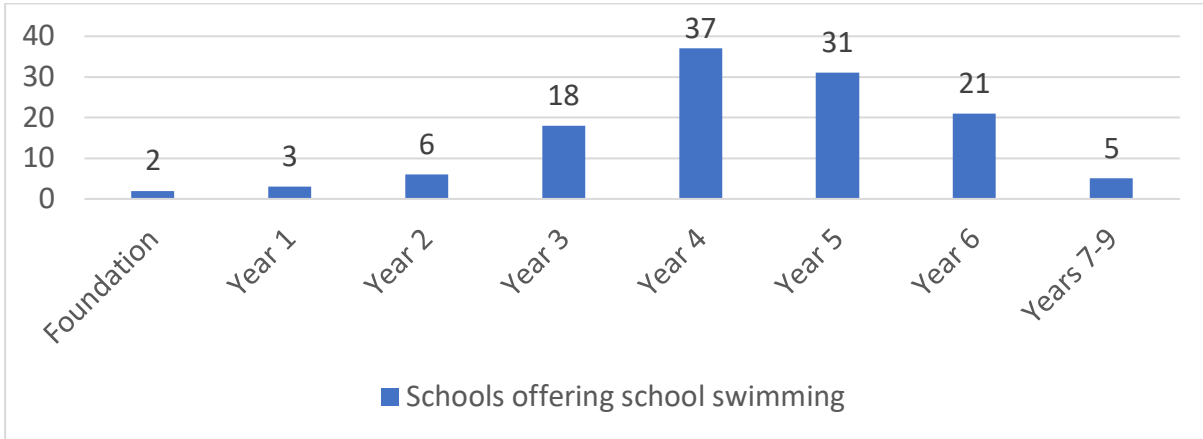


#### Critical comment

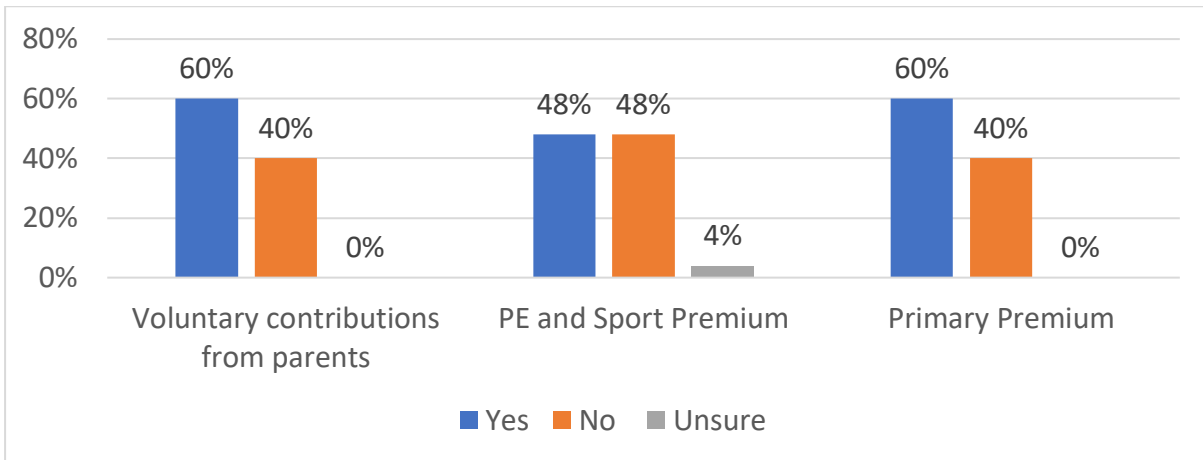
- In 90% of the schools, individual pupil attainment is determined by the swimming teacher/lesson provider.
- 58% of schools have their 2019/20 swimming attainment data on their website, with an additional 20% planning to action this.
- 66% of schools share pupil's swimming attainment directly with parents.

### Swimming Provision

There is no preferred year group in Bucks for school swimming to take place, with schools utilising all primary years.



There are various forms of funding being used in Bucks to support school swimming in Bucks.

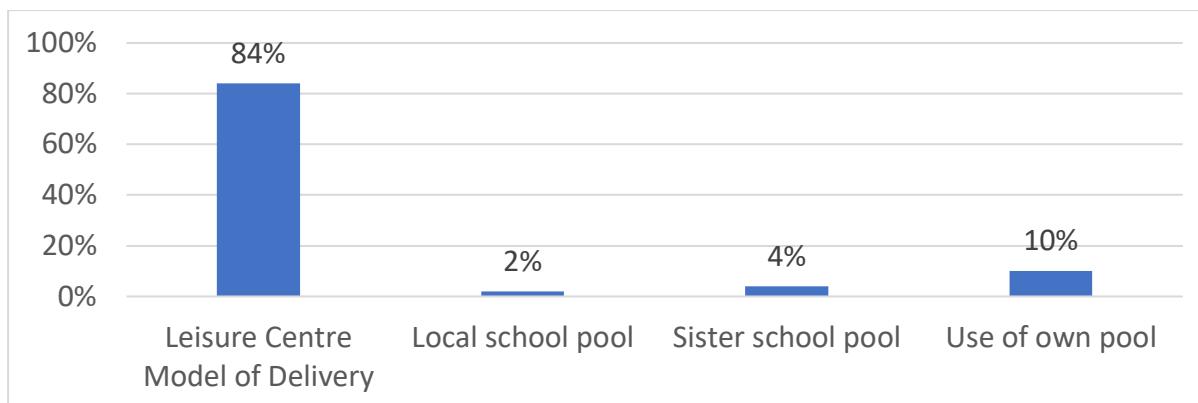


#### **Critical comment**

Upskilling teachers and top up lessons tended to be focus of Primary Premium swimming spend.

## Lesson Provision




The majority of schools offering school swimming in Bucks use a Leisure Centre Model of Delivery (LCMoD).




### Critical comment

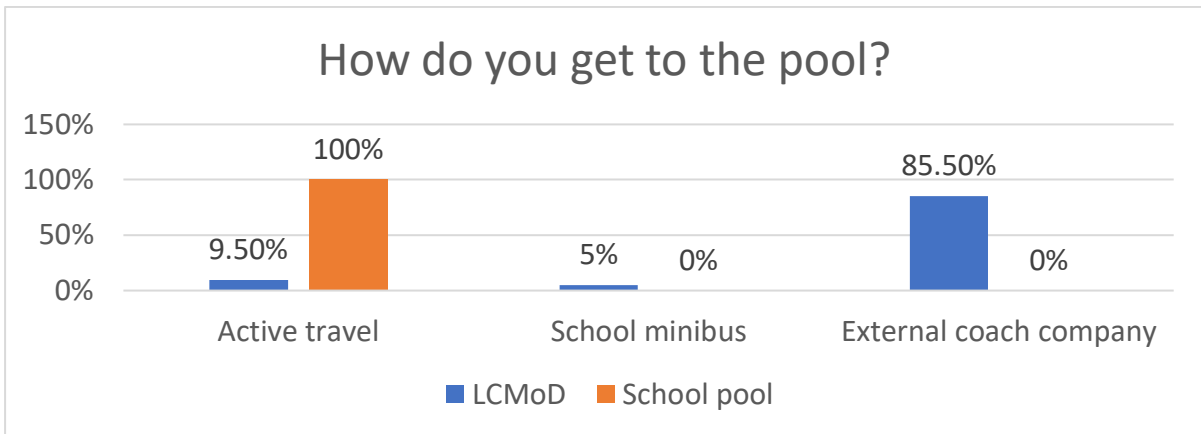
This section of the presentation compares the leisure centre model of delivery with alternatives. Please be aware of the caveat of low sample size for school pool models of delivery.

### Lesson provision

	<p><b>Length of a lesson (in the water)</b>            LCMoD - Mostly 30 minutes. Average 35.            School pool- Mostly 30 minutes. Average 38. minutes.</p>
	<p><b>Number of pupils this year</b>            Total average – average 134            LCMoD - average 92 (ranges from 23-540)            School pool - average 349 (ranges from 150-600)</p>
	<p><b>Cost p/head p/session, not including transport</b>            LCMoD - £2.59            School pool - mostly £0 (overhead costs of pool not included)</p> <p><i>Critically this question was difficult to analyse as school's responses varied. This would be a question to target in order to gain a more thorough detail as to the costings.</i></p>

	<b>Number of lessons throughout school experience</b> Total average – 30 LCMoD – 24 School pool - 43
	<b>Top up offered if not meeting three outcomes</b> Total average – 60% offer top up LCMoD – 62% School pool – 50%
LCMoD – Leisure Centre Model of Delivery School pool – Local/sister/own school pool <i>(school pool based on small sample)</i>	

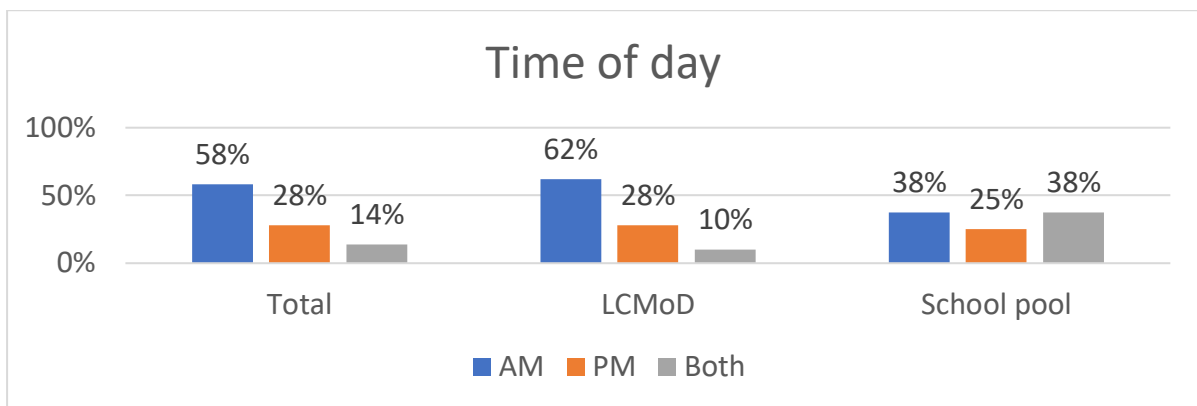
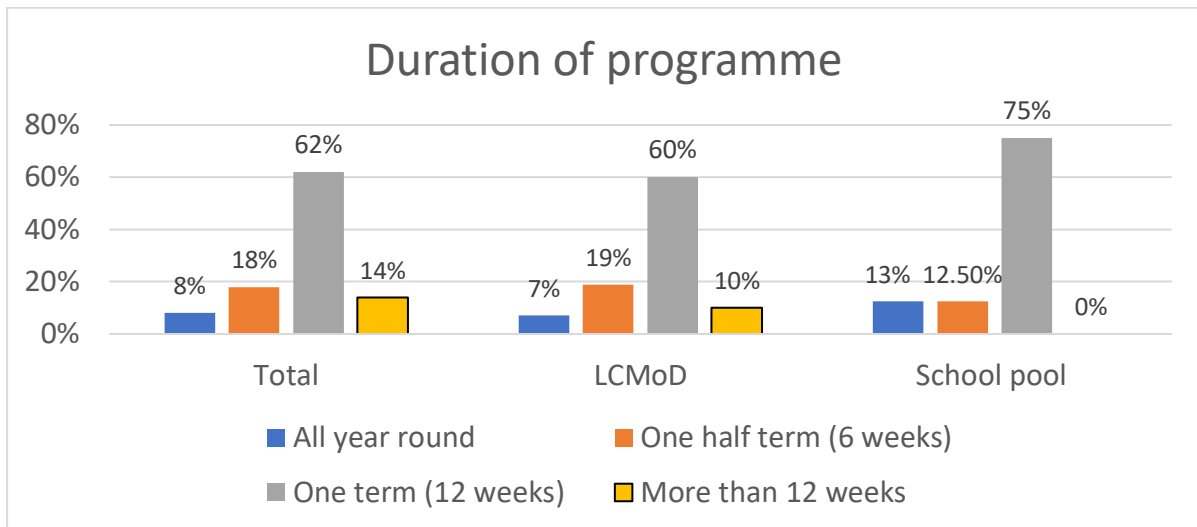
All the schools who use school pools are able to walk to them, with most LCMoD schools having to use an external coach company.



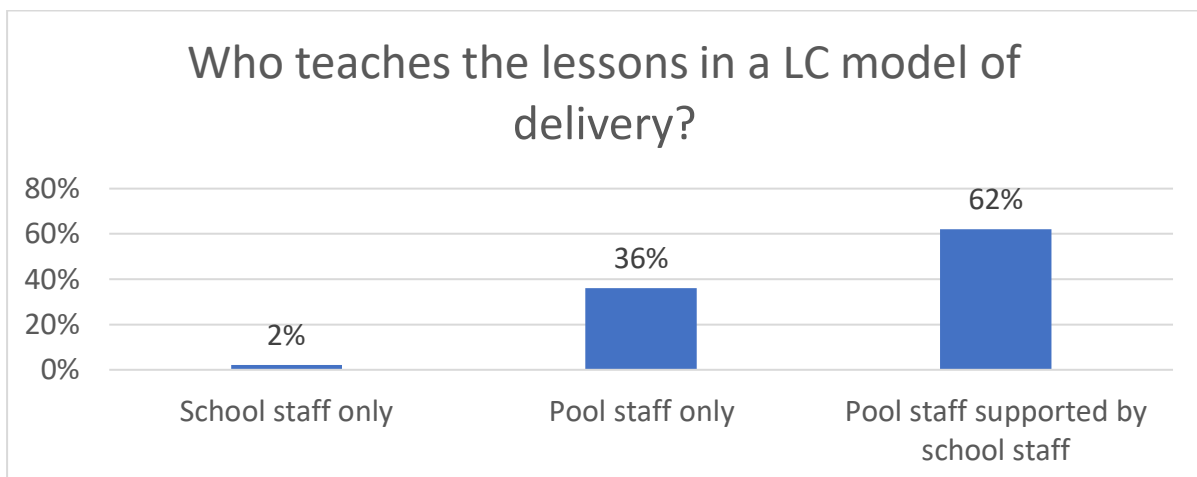
**Critical comment**

- On average it takes 19 minutes for a school who uses the LCMoD to get to the pool
- It costs on average **£107 per day for the external coach hire.**
- The average spent on the external coach hire, is often more than the cost of the school swimming lessons with a leisure provider.

Lessons generally take place in the morning, across one (12 week) term.



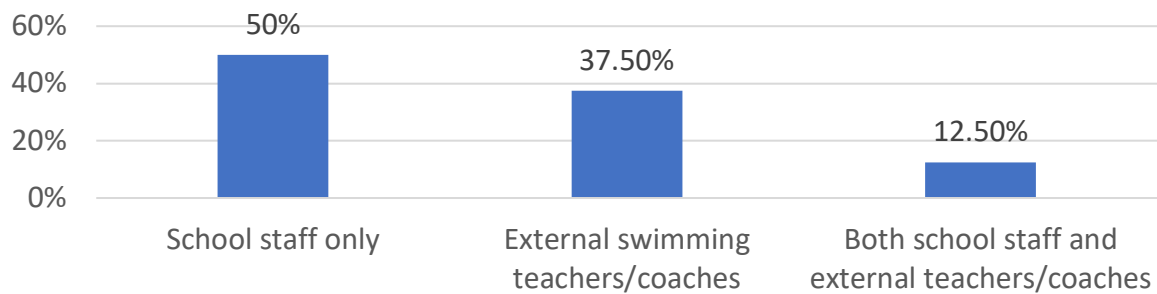
School staff are more likely to be relied on to solely teach lessons in a school pool delivery model.



**Critical comment**

- On average 2.7 external swimming teachers are provided per school.

## Who teaches the lessons in a school pool delivery model?



---

### *Swimming qualifications and staffing*

---

#### **National Curriculum Training Programme**

- 84% of schools in Bucks are aware of the Swim England National Curriculum Training Programme.
  - 46% used PE and Sport Premium funding to pay for NCTP course.
- 
- 82% of schools have teachers trained in STOSS and/or TOSS:
    - This totals 173 staff members.
    - An additional 6% of schools have training scheduled.
    - 32% of schools have staff holding additional swimming teaching qualifications, such as Level 1 and above.
  - 90% of schools work alongside Swim England (or alternative) swim teachers to deliver their school swimming.

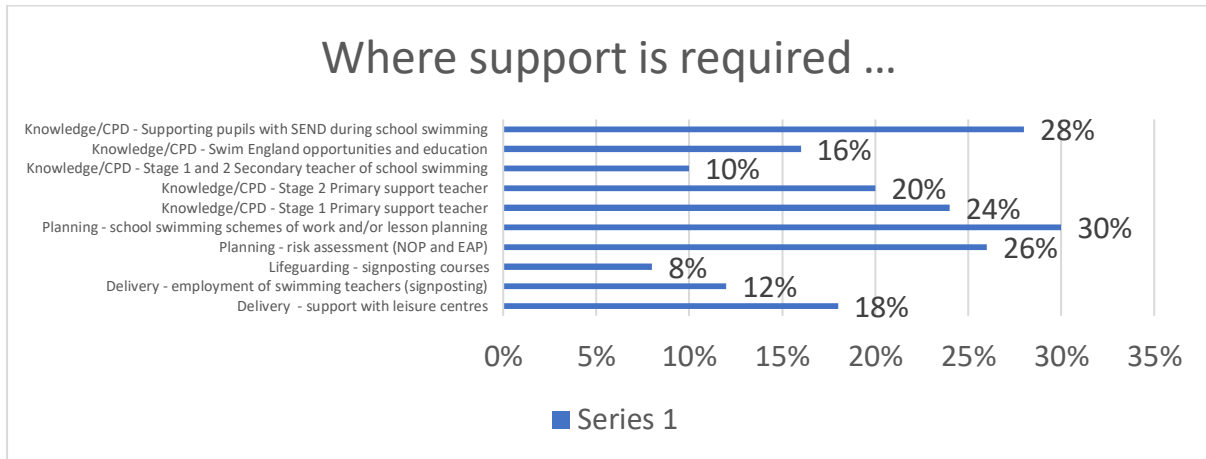


---

### Additional Support from BSSP

---

Planning and knowledge are the key themes of required support for schools in aiding their swimming provision



#### Action points

- Schemes of work have been written and going through a period of consultation
- SEND Courses have been offered but unable to fill a course. Swim England is looking at streamlining this course delivery model to a twilight session. BSSP will be informed when this has happened in order to facilitate this high requirement.
- Risk assessments have been created with Aqua Vale and Swan Pool's Swim Manager that is school specific. To our knowledge this has been shared with the relevant schools.

---

### Swimming Award Schemes

---

Swim England School Swimming and Water Safety Charter:

- 58% of schools have heard of the Charter.
- 6% have registered, and 62% plan to investigate further.

BSSP Award Schemes:

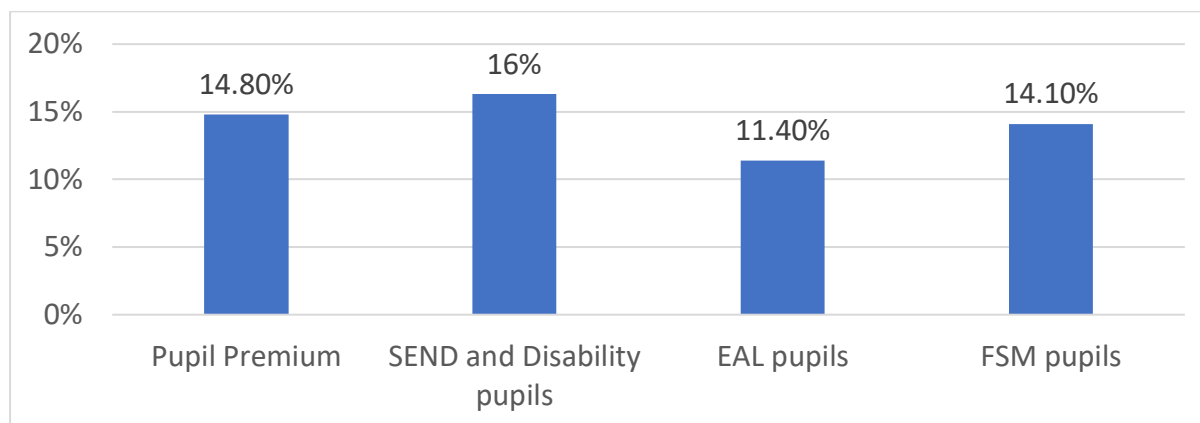
- 44% use the BSSP Award Schemes
  - 95% Swim Star Awards
  - 14% Water Safety Awards
  - 5% Splash Awards
  - 5% Water polo and Synchro Awards
  - Of those who do not, 68% plan to investigate further (19 schools)

---

### Appendix –

---

Cohorts of Pupils



**Critical comment**

- From the responses and data analysis, this is 16, 738 students' attainment in Bucks for School Swimming and Water Safety