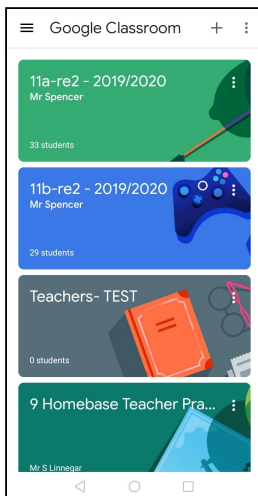


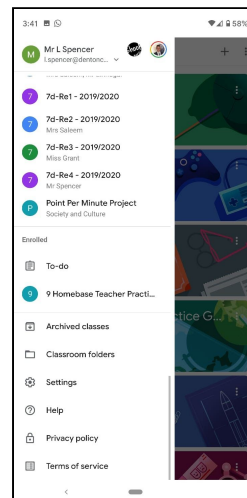
How to alter your notifications settings on your mobile or tablet device

STEP ONE Open Google Classrooms

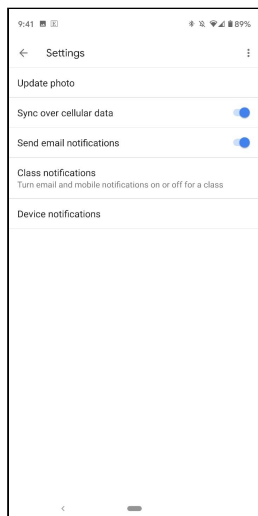


STEP TWO Select the three dots at the side to open the side menu

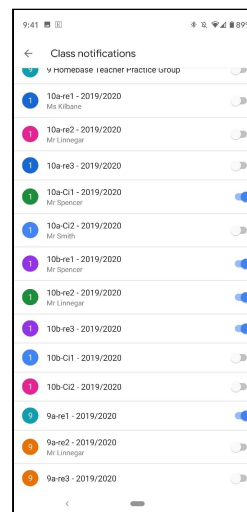
Scroll down to settings



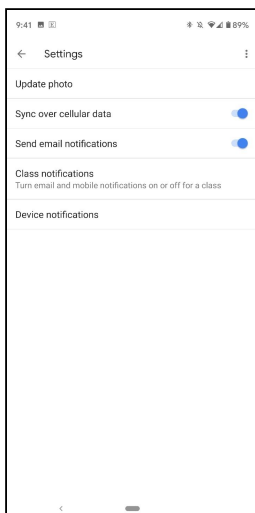
STEP THREE Select class notifications



STEP FOUR You will see the list of classes Turn off the notifications that you do not want. This will turn all notifications for that class and is not ideal



STEP FIVE Go back to the settings menu Select device notifications



STEP SIX Scroll down to find your school notifications Turn off the notifications that you do not want to receive You can adjust this according to what you want to be notified about

