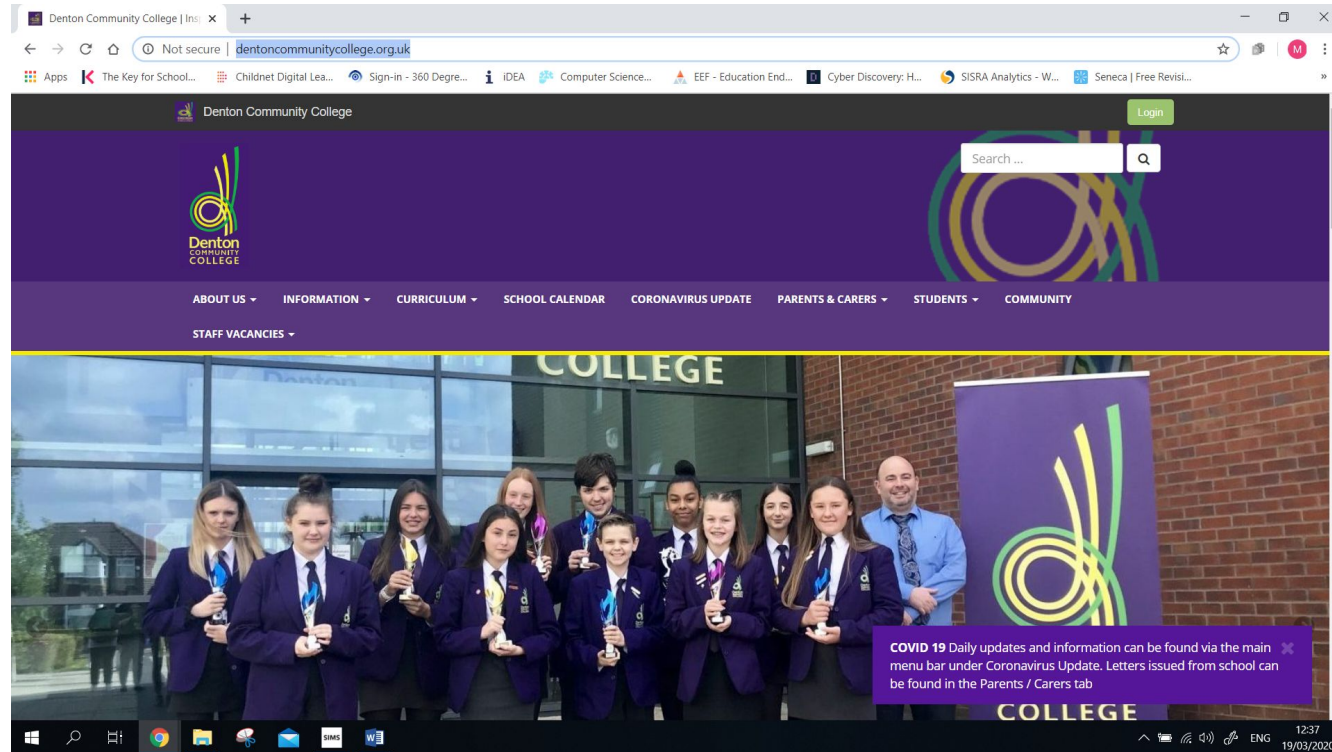


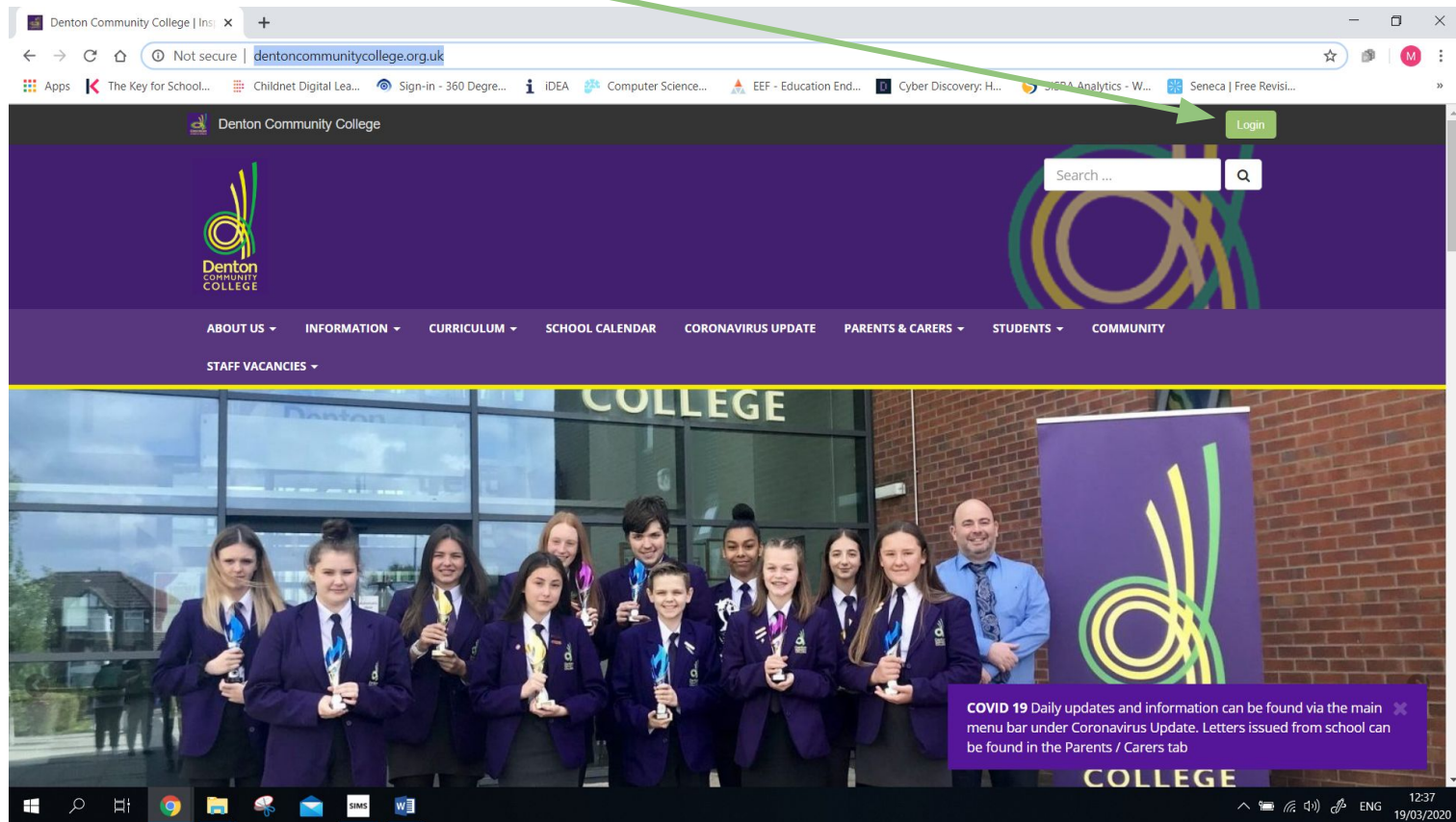
How to log into Google Classroom for the first time

Visit the school website

<http://www.dentoncommunitycollege.org.uk/>



Click - Login



The screenshot shows the Denton Community College website in a web browser. The address bar displays the URL dentoncommunitycollege.org.uk. A green arrow points from the text 'Click - Login' to the 'Login' button in the top right corner of the website header. The website features a purple header with the school's logo on the left, a search bar in the center, and a navigation menu on the right. The navigation menu includes links for ABOUT US, INFORMATION, CURRICULUM, SCHOOL CALENDAR, CORONAVIRUS UPDATE, PARENTS & CARERS, STUDENTS, and COMMUNITY. Below the header is a large banner image showing a group of students in school uniforms holding trophies, standing in front of the college building. A purple notification box in the bottom right corner of the banner contains the following text: 'COVID 19 Daily updates and information can be found via the main menu bar under Coronavirus Update. Letters issued from school can be found in the Parents / Carers tab'.

Denton Community College | Ins | +

Not secure | dentoncommunitycollege.org.uk

Apps The Key for School... Childnet Digital Lea... Sign-in - 360 Degre... IDEA Computer Science... EEF - Education End... Cyber Discovery: H... SENeca Analytics - W... SENeca | Free Revisi...

Denton Community College

Search ...

Login

ABOUT US INFORMATION CURRICULUM SCHOOL CALENDAR CORONAVIRUS UPDATE PARENTS & CARERS STUDENTS COMMUNITY

STAFF VACANCIES

COLLEGE

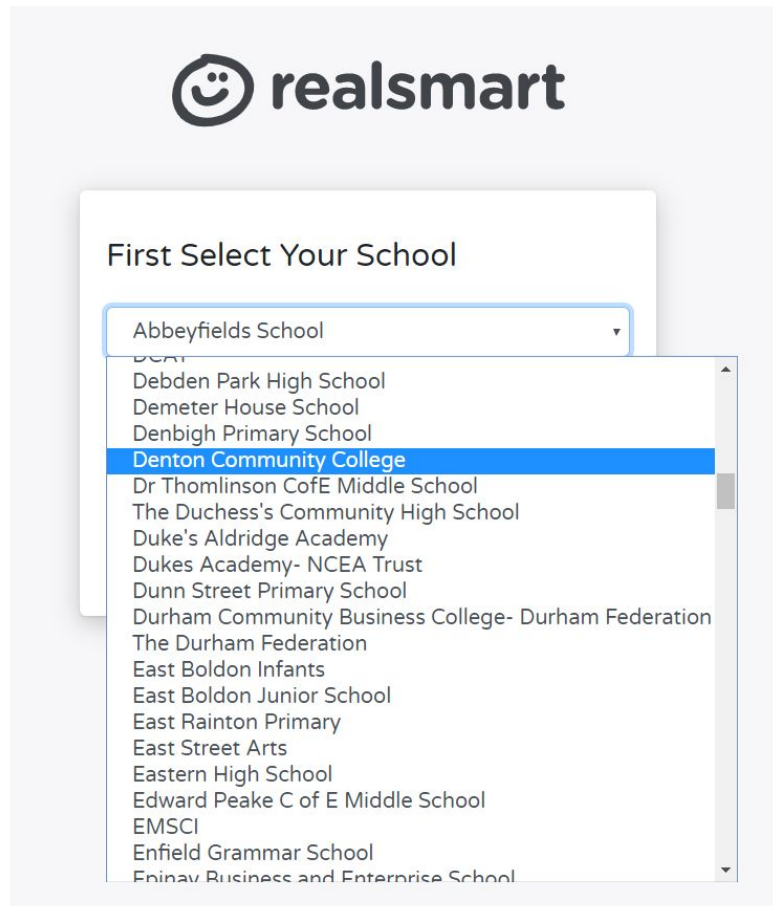
COVID 19 Daily updates and information can be found via the main menu bar under Coronavirus Update. Letters issued from school can be found in the Parents / Carers tab

12:37 19/03/2020

Real Smart Login

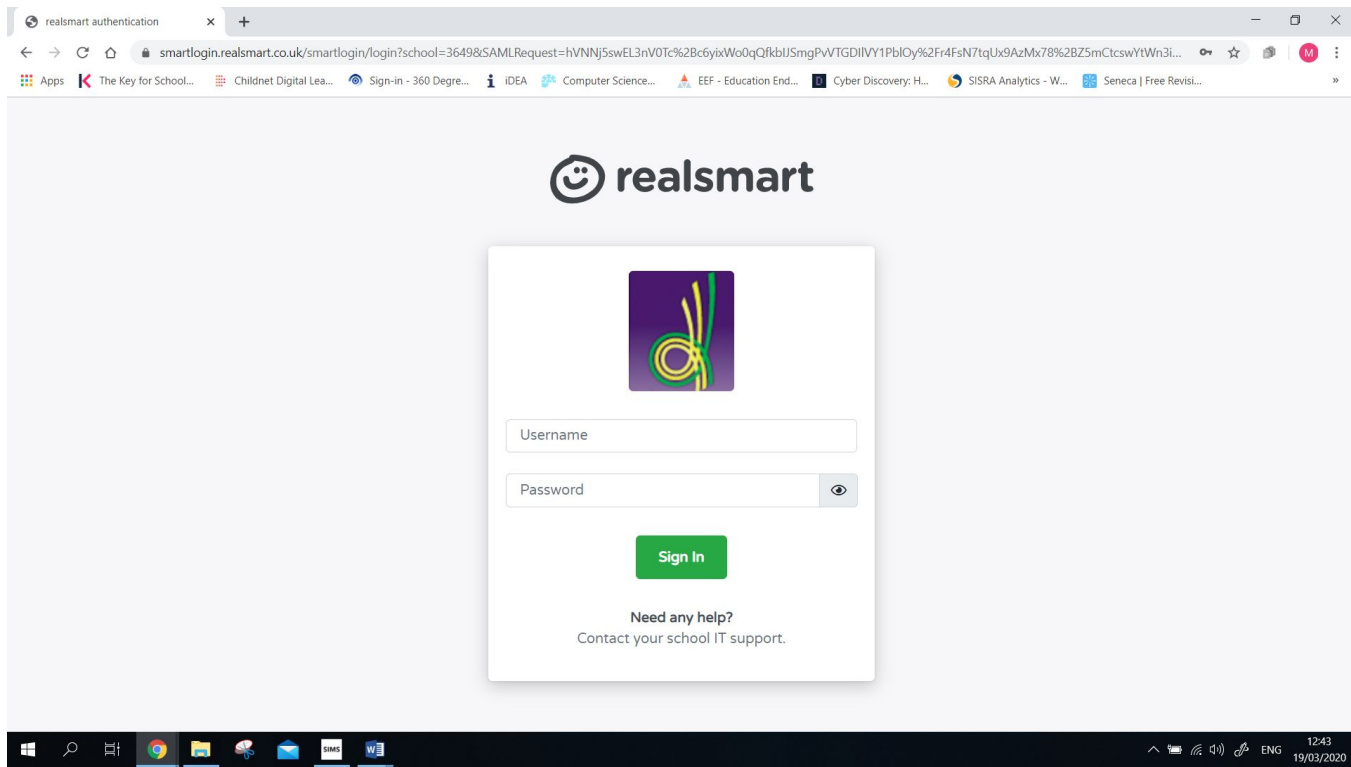
At this stage in the logging
in process

****You may get asked to
select the school from a
list before this screenshot
is shown. Select **Denton
Community College** from
the list****



Real Smart Login

Once you have selected the school you will see a screen like this.



Student Usernames

Username are structured in the following way.

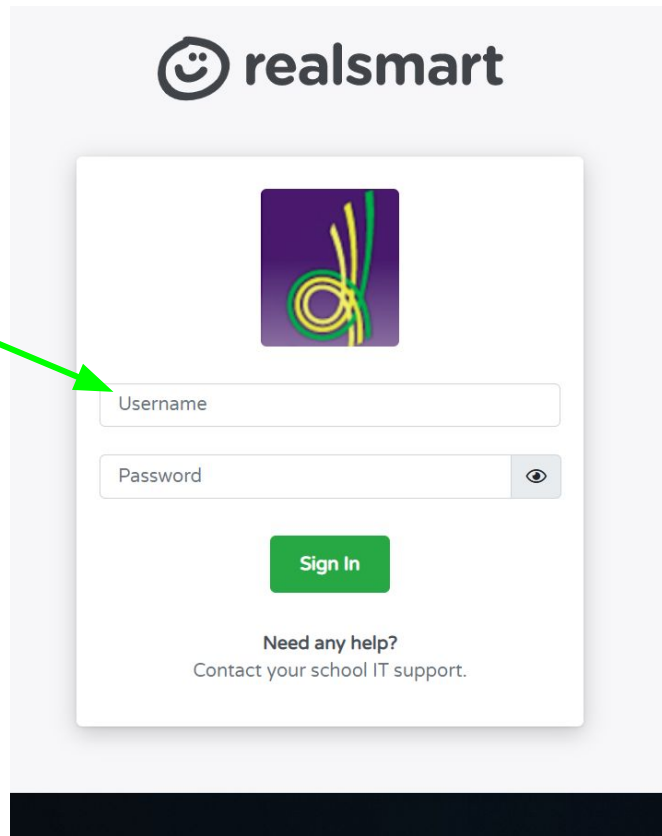
Year they started, surname, first initial.

If I was a Year 7 student my username would be:

19dennisons

This structure is the same for hyphenated surnames

e.g. 19dennison-smiths



The image shows a login interface for 'realsmart'. At the top is the 'realsmart' logo, which consists of a smiley face icon and the text 'realsmart'. Below the logo is a white login card. Inside the card, there is a profile picture placeholder showing a stylized 'd' on a purple background. Below the picture are two input fields: 'Username' and 'Password'. The 'Password' field has a toggle icon (an eye) to its right. Below the input fields is a green 'Sign In' button. At the bottom of the card, there is a link that says 'Need any help? Contact your school IT support.' A green arrow points from the 'Student Usernames' title to the 'Username' input field.

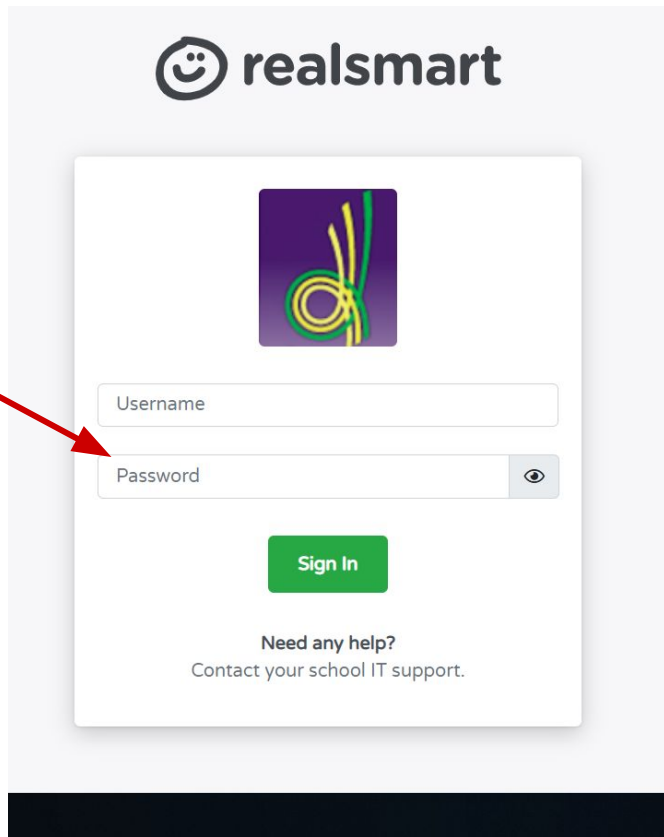
Student Passwords

All passwords are preset to the following:

password

This is case sensitive which means type it in as shown above.

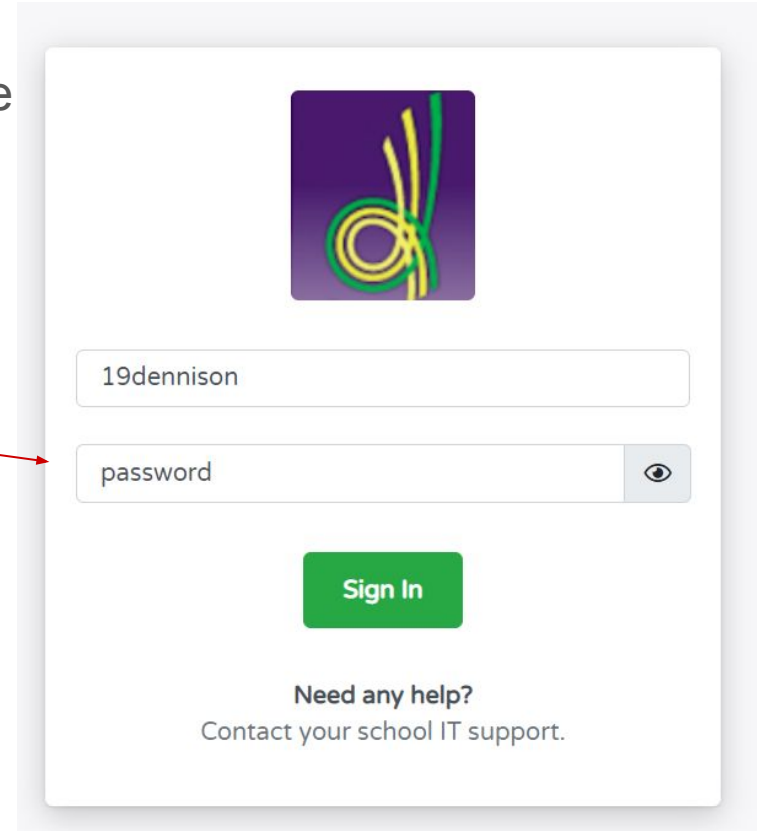
****Please note that it is good practice to change the password once you have logged in for the first time. This is shown at the end****

A screenshot of the realsmart login interface. At the top is the realsmart logo, which consists of a smiley face icon followed by the text "realsmart". Below the logo is a white login card. Inside the card, there is a profile picture placeholder showing a stylized figure with green and yellow lines on a purple background. Below the picture are two input fields: "Username" and "Password". The "Password" field has a small eye icon to its right. Below the input fields is a green "Sign In" button. At the bottom of the card, there is a link that says "Need any help? Contact your school IT support." A red arrow points from the word "password" in the text above to the "Password" input field in the login form.

Final Check

You should be able to login using the username and password.

An **example** is shown below which demonstrates my username and password, if I was a year 7 student.



19dennison

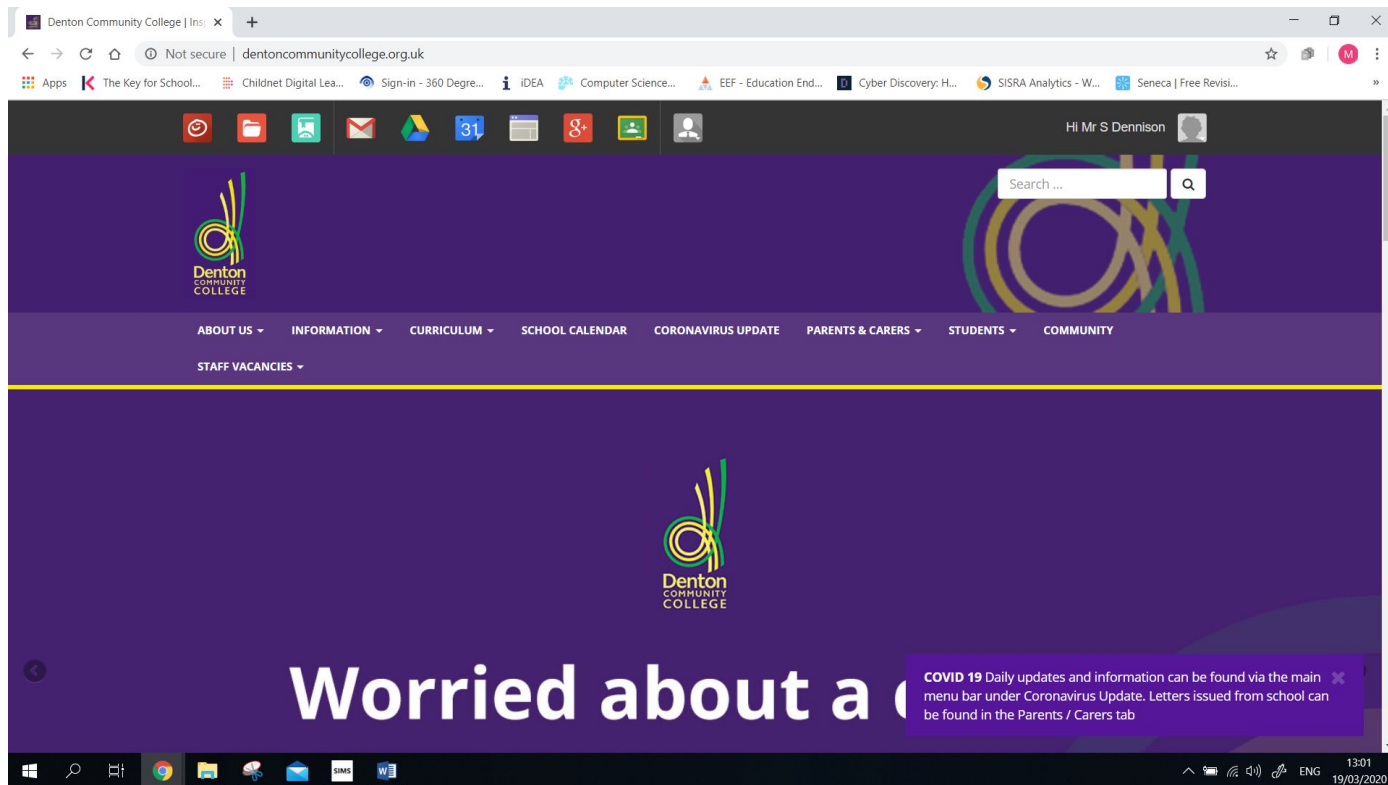
password

Sign In

Need any help?
Contact your school IT support.

Once logged in - Homepage


You should now see the school website like the image shown.



Options

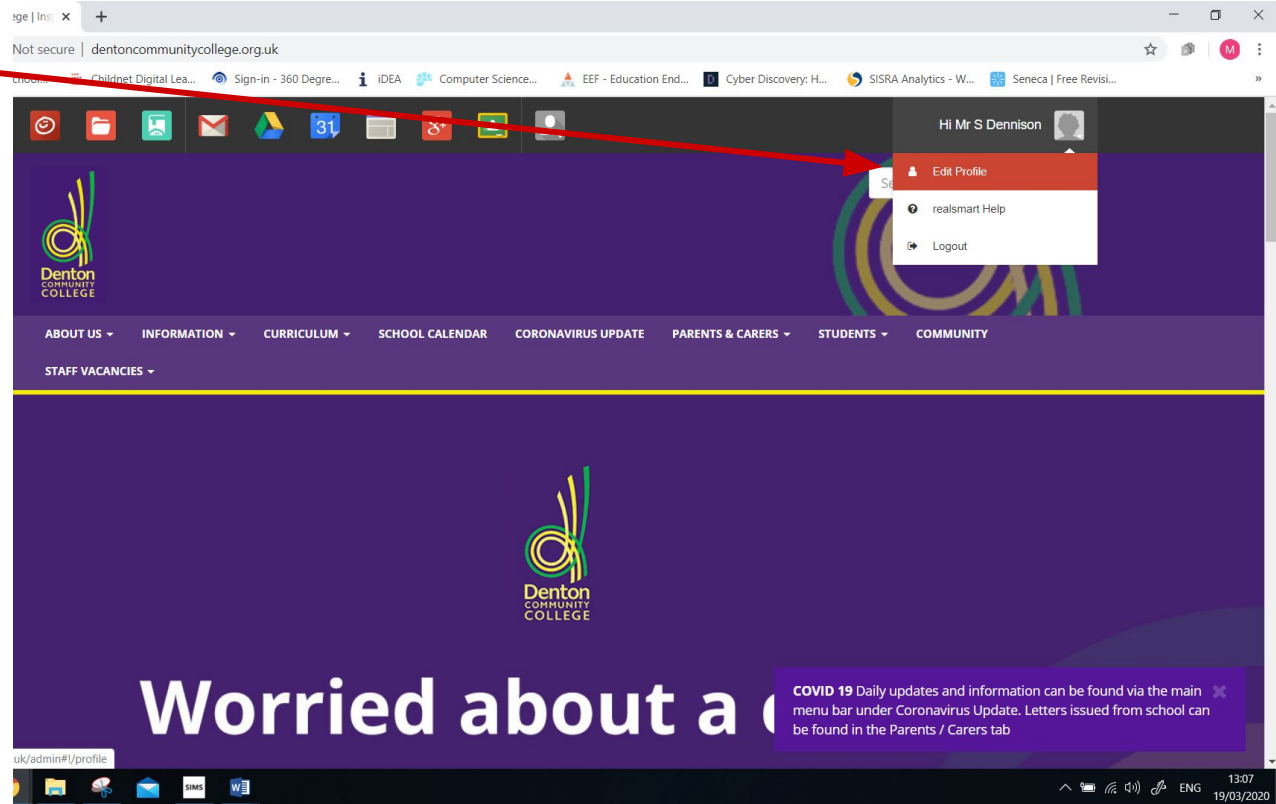
I have identified the main options that you will need to be familiar with.

Click on the **Classroom** and **Mail** to find the set work.

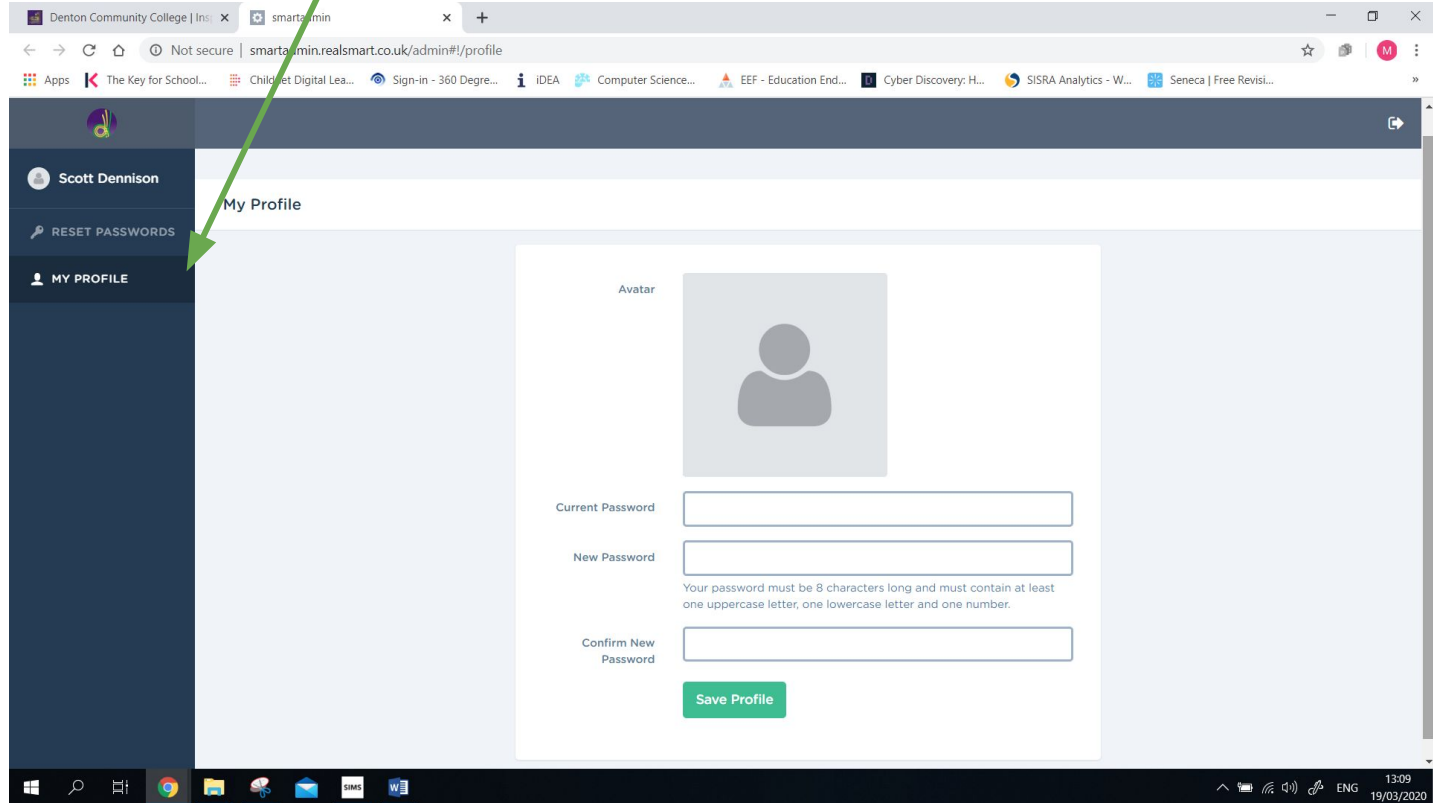


Resetting Passwords

Select “**Edit Profile**” from the drop down option where the username is displayed in the top right. See image



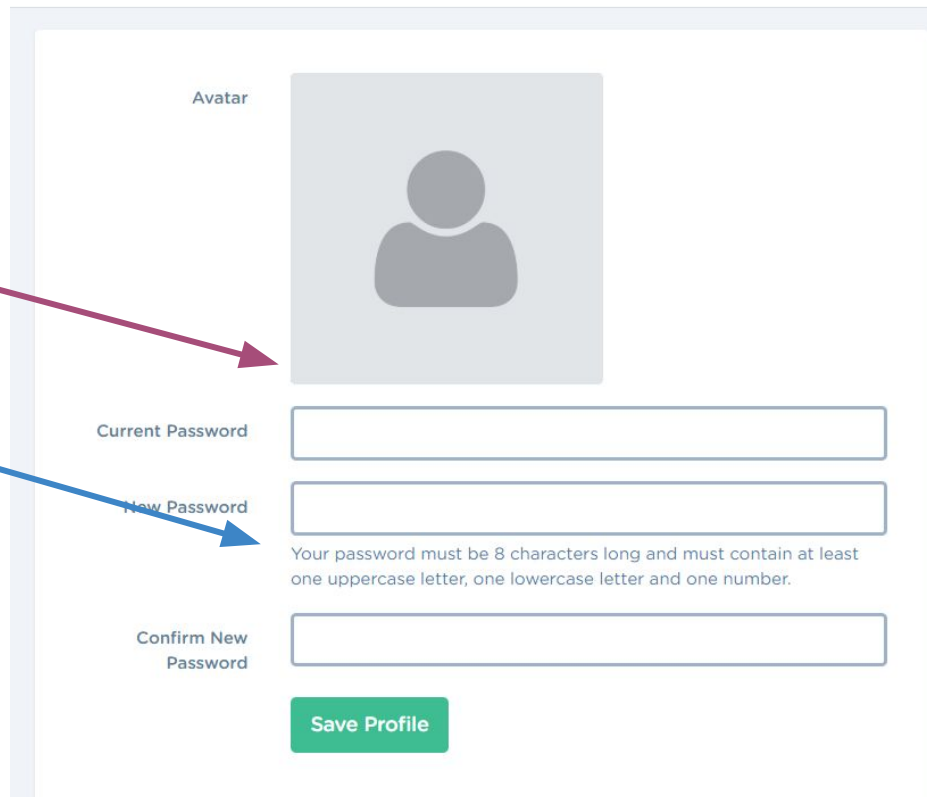
Select my profile



Type in your old password here:

password

Next type in your new password



The image shows a user profile update form with several fields and a button. A red arrow points from the word 'password' to the 'Current Password' field. A blue arrow points from the words 'new password' to the 'New Password' field.

Avatar

Current Password

New Password

Confirm New Password

Save Profile

Your password must be 8 characters long and must contain at least one uppercase letter, one lowercase letter and one number.

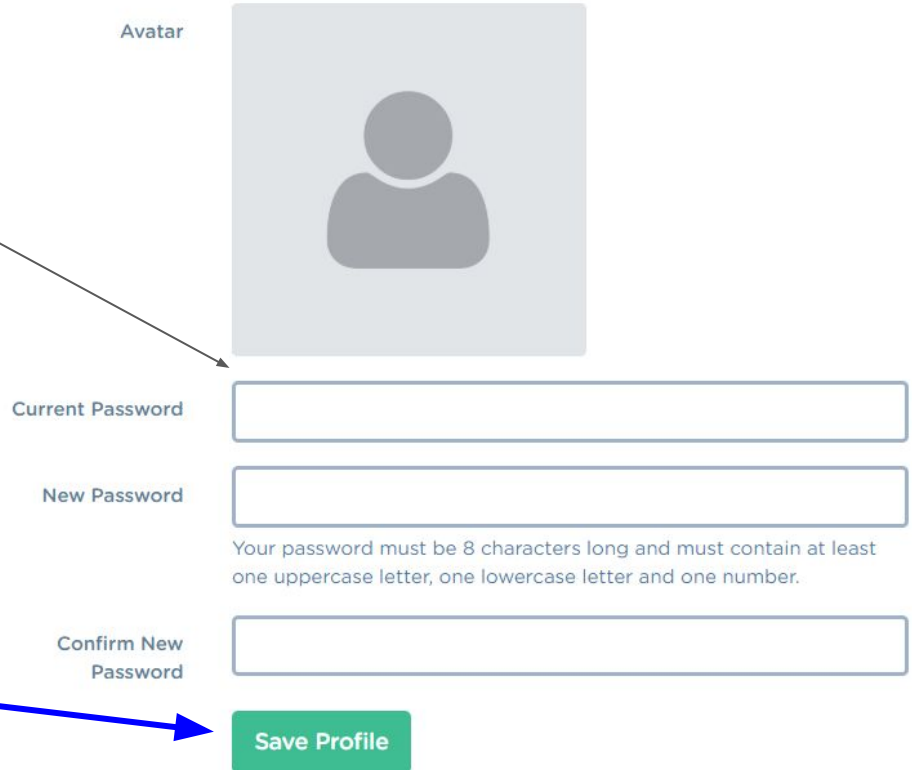
Advice and Criteria on creating a new password

Notice the advice provided.

Think of a word no smaller than 8 characters.
Include a capital letter (I suggest the start)
Add a number at the end e.g. 01
Finally, include a symbol.

E.g. School01!
Or Manchester01!

Once it has been typed in, press
save profile.



The form is titled 'Avatar' and features a large grey square placeholder for a profile picture. Below this are three input fields: 'Current Password', 'New Password', and 'Confirm New Password'. The 'New Password' field is accompanied by a validation message: 'Your password must be 8 characters long and must contain at least one uppercase letter, one lowercase letter and one number.' At the bottom right is a green 'Save Profile' button. A purple arrow points from the advice text to the 'New Password' field, and a blue arrow points from the 'save profile.' text to the 'Save Profile' button.

Avatar

Current Password

New Password

Your password must be 8 characters long and must contain at least one uppercase letter, one lowercase letter and one number.

Confirm New Password

Save Profile