

## At home materials

### Year 2 Week 1 to 5

#### Week 1

I have carefully read and answered questions about the book.

I have written a letter from Masha.

I have read and answered the grammar questions carefully.

I have practised the spellings and handwriting activities.



#### Week 2

I have carefully read and answered questions about the book.

I have written the next part of the story.

I have read and answered the grammar questions carefully.

I have practised the spellings and handwriting activities.




#### Week 3

I have carefully read and answered questions about the book.

I have written a letter from another crayon to Duncan.

I have read and answered the grammar questions carefully.

I have practised the spellings and learned the definitions.



## At home materials

### Year 2 Week 1 to 5

#### Week 4

I have carefully read and answered questions about the book.

I have written a reply letter to the crayon from Duncan.

I have read and answered the grammar questions carefully.

I have practised the spellings and handwriting activities.




#### Week 5

I have read the poems to someone at home.

I have written a poem using descriptive language.

I have read and answered the grammar questions carefully.

I have practised the spellings and learned the definitions.



At Ark Curriculum Partnership, we have a team of experts from Mathematics Mastery, English Mastery and Curriculum Partnership working together on weekly plans which children and families can use. These plans will help children continue with their learning and structure their week.

This booklet consists of weekly tasks in all areas of English: reading, writing, grammar, spellings and handwriting. Please help your child draw up a timetable for the week. Please support them by encouraging them to share their work and read with you.



### How do I use the booklet?

- Set aside time each week to complete the tasks. You don't have to do one every day.
- Take your time to read and understand the extract. Ask an adult if you need help understanding the text.
- Read the instructions and questions carefully before you start a task.



### How do the lessons work?

Below are some suggested timings.

- Reading** – up to **30** minutes
- Writing** - up to **30** minutes
- Grammar** - **15** minutes
- Spelling** - **15** minutes
- Handwriting** – **10** minutes



### Can parents, carers and siblings help?

Yes, of course! Family members can help in the following ways:

- Read the extracts with you aloud.
- Gather all the exciting and difficult words you want to find out about or use in your writing and put them on display.
- Help you with the planning of the story
- Write a story at the same time as you. You could then compare your stories and check each other's writing.



### What else can I do if I love writing and I want more of a challenge?

- Keep writing sentences, news, stories, poems, letters, posters, instructions and diaries using your own ideas.
- Explore [www.lovereading4kids.co.uk](http://www.lovereading4kids.co.uk) or [www.newsela.com](http://www.newsela.com) to find other extracts to read and write about.

These packs include the wonderful resources from:



LoveReading  
4 KIDS SHARING BOOK LOVE



newsela

## Week 1: Reading and writing prompts

## Clever Cakes by Michael Rosen

## Reading

Read the extract of **Clever Cakes** by Michael Rosen.  
You can either think, talk or write about the questions.

1. Where did Masha and her Granny live?
  - a) In the city
  - b) In the woods
  - c) In a castle
2. What did Masha ask her granny if she could do?
3. What is the warning that Granny gave to her before she went?
4. What game did Masha and her friends play?

## Writing

Imagine you are Masha. Write a letter to your friends asking them to come out to play.

Start the letter with **Dear** \_\_\_\_\_,

End the letter with **From** \_\_\_\_\_.

Make sure you include why you want to see them, what you would like to play and why.

Don't forget to include Granny's warning!



## Week 1: Grammar and spelling prompts

### Grammar

Write sentences beginning with the following verbs.

Run...    Play...    Wash...    Jump...    Close...

**Example:** Jump over the hurdle.

### Spelling

Practise each word by rewriting it 3 times. Say it aloud as you write it.


badge    edge    bridge    dodge    fudge

**Can you make the words using something different?** Try using chalk on the path, string or Lego.

### Handwriting

Practise writing each spelling word five times in your neatest handwriting.

badge



## Clever Cakes by Michael Rosen

### Reading

**Re-read the extract of *Clever Cakes* by Michael Rosen. You can either think, talk or write about the questions.**


1. How do we know that Masha waited for a long time?
2. Why did she decide to go home?
3. How do you think the bear knew where to find her?
4. What 3 things does the bear want Masha to do for him at home?
5. What did the bear do to make sure she couldn't go home?

### Writing

**What do you think is going to happen next in the story?  
Write the next part of the story based on the events so far.**

Use these questions to help you:

- Where is the bear going to take Masha?
- What will he make her do?
- Will her Grandma and friends come looking for her?
- Will she escape?



## Week 2: Grammar and spelling prompts

## Grammar

Write sentences using the following adjectives.

shiny      green      terrible      beautiful      slippery

**Example:** The slippery floor looked dangerous.

## Spelling

Practise each word by rewriting it 3 times. Say it aloud as you write it.

red      pink      orange      blue      brown      yellow


purple      black      white

**Can you make the words using something different?** Try using paint, play-doh or leaves.

## Handwriting

Write the spelling words in alphabetical order in your neatest handwriting.

blue



## Week 3: Reading and writing prompts

## The Day The Crayons Quit

## Reading

**Read The Day The Crayons Quit**

List 3 things that the red crayon is used for in Duncan's drawings.

**You can either think, talk or write about the questions.**

1. Why does the red crayon feel 'overworked'?
2. Do you agree with the red crayon's opinion? Give one reason.

## Writing

Imagine you are another crayon. What colour would you be? (yellow, green, orange, black, blue)

Think about what Duncan might use you for. What would you want to say to Duncan about how you are used?

**Write a letter to Duncan as your chosen crayon.** Use the pages from the extract to help you.

**Start with...**

*Dear Duncan,*

*I am the \_\_\_\_\_ crayon, and I want to tell you how I feel.*





## Week 3: Grammar and spelling prompts

### Grammar

**Use colour words to write sentences.**

Red, purple, orange, green, black, yellow, pink green, white, brown

**Example:** My football team wear red and white.

### Spelling

**Practise each word by rewriting it 3 times. Say it aloud as you write it.**


try      fly      dry      cry      reply      July

**Can you make the words using something different?** Try using chalk on the path, string or Lego.

### Handwriting

**Practise writing each spelling words five times in your neatest handwriting.**

reply



## Week 4: Reading and writing prompts

### The Day The Crayons Quit

#### Reading

Read 'The Day The Crayons Quit' again

List 3 things that Duncan uses the purple crayon for.


**Think, talk or write** about these questions:

- Why does purple crayon feel annoyed?
- Do you agree with the purple crayon? Give one reason for your answer.

#### Writing

Imagine you are Duncan. Write your own letter to either the red or the purple crayon.

- Start with... *Dear \_\_\_\_\_ crayon,*
- Tell them what you think about their letter.
- Describe how you feel.
- Share an idea of how to make friends again.



## Week 4: Grammar and spelling prompts

### Grammar

Use these words to write commands.

don't      take      stop      put      ask

**Example:** Take this letter to the postbox.

### Spelling

Practise each word by rewriting it 3 times. Say it aloud as you write it.

don't      didn't      hasn't      can't      couldn't

**Can you make the words using something different?** Try using paint, play-doh or leaves.


### Handwriting

Practise writing each spelling word five times in your neatest handwriting.

---

hasn't

---



## Week 5: Reading and writing prompts

### Little Lemur Laughing Poems

#### Reading

**Read these three poems:**

“What’s In A Poem?”, “Lemurs” and “What Am I Like?”

**Choose an activity to do:**

- Discuss which is your favourite poem and why.
- Choose one poem to learn by heart.
- Practise reading your poem in different ways.
- Perform your poem to your family at home.

**Extension:** record your performance on an ipad or tablet and share it with your friends and family


#### Writing

**Write an animal poem.**

Choose your favourite animal and write down words and phrases to describe it.

Use your ideas to write a poem like the examples you have read today.

*If you can try and read a bit about your favourite animal first.*



## Week 5: Grammar and spelling prompts

### Grammar

**Write sentences about animals using adverbs.**

slowly    quietly    nearby    always    sometimes

**Example:** I always eat my peas.

### Spelling

**Practise each word by rewriting it 3 times. Say it aloud as you write it.**

station    fiction    nation    motion    lotion


**Can you make the words using something different?** Try using a whiteboard/tablet, sand or twigs.

### Handwriting

**Copy your animal poem in your neatest handwriting. Draw your animal. Can you think of a title for it?**

---

---



# Extracts

## Weeks 1 and 2

### *Clever Cakes*

Extract from [lovereading4kids](http://lovereading4kids.com): find out more about the book and the author



## Weeks 3 and 4

### *The Day The Crayons Quit*

Extract from [lovereading4kids](http://lovereading4kids.com): find out more about the book and the author



## Week 5

### *Little Lemur Laughing Poems*

Extract from [lovereading4kids](http://lovereading4kids.com): find out more about the book and the author



# CLEVER CAKES



MICHAEL ROSEN

WITH ILLUSTRATIONS BY  
ASHLEY KING

Barrington  Stoke



First published in 2020 in Great Britain by  
Barrington Stoke Ltd  
18 Walker Street, Edinburgh, EH3 7LP

[www.barringtonstoke.co.uk](http://www.barringtonstoke.co.uk)

Text © 2020 Michael Rosen  
Illustrations © 2020 Ashley King

First published in a collection, *Clever Cakes* (Walker, 1991)

The moral right of Michael Rosen and Ashley King to be identified as the author and illustrator of this work has been asserted in accordance with the Copyright, Designs and Patents Act, 1988

All rights reserved. No part of this publication may be reproduced in whole or in any part in any form without the written permission of the publisher

A CIP catalogue record for this book is available from the British Library upon request

ISBN: 978-1-78112-928-9

Printed in China by Leo

This book is in a super-readable format for young readers beginning their independent reading journey.



 CONTENTS 

  
CLEVER  
CAKES 1

  
THE GREAT GOLDEN  
BELLY~BUITION 37





CLEVER

CAKES





Once there was a girl called Masha, who lived with her granny at the edge of the woods.

One day Masha said, “Granny, can I play outside with my friends?”

“Yes, Masha,” said Granny, “but don’t run off into the woods, will you? There are big bad animals there that bite ...”

Off went Masha to play with her friends. They played hide-and-seek.



Masha went away to hide and she hid right deep in the woods. Then she waited for her friends to find her.

She waited and waited but they never came.

So Masha came out of her hiding place and started to walk home.





She went this way, then that way,  
but very soon she knew she was lost.

“He-e-e-lp!” she shouted. “He-e-e-elp!”

But no one came.

Then very suddenly up came a  
massive muscly bear.





“Ah hah!” said the bear. “You come with me, little girl. I’m taking you home. I want you to cook my dinner, wash my trousers and scrub the floor in my house.”

“I don’t want to do that or anything like it, thank you very much,” said Masha. “I want to go home.”

“Oh no you don’t,” said the bear.  
“You’re coming home with me.”

And he picked up Masha in his  
massive muscly paws and took her off  
to his house.



Helping your children choose books they will love



Lovereading4kids.co.uk is a book website  
created for parents and children to make  
choosing books easy and fun

Opening extract from  
**The Day the Crayons Quit**

Written by  
**Drew Daywalt**

Illustrated by  
**Oliver Jeffers**

Published by  
**HarperCollins Children's Books**

All Text is Copyright © of the Author and/or Illustrator

Please print off and read at your leisure.

Lovereading  .co.uk

One day in class, Duncan went  
to take out his crayons and found  
a stack of letters with his name  
on them.







Hey DUNCAN,  
It's me, RED Crayon. WE NEED to talk.  
You make me work harder than  
any of your other crayons.  
All year long I wear myself out  
colouring FIRE ENGINES, APPLES,  
strawberries and EVERYTHING  
ELSE that's RED.

I even work on Holidays!  
I have to colour all the SANTAS  
at CHRISTMAS and ALL the  
HEARTS on VALENTINE'S day!

I NEED A REST!

Your overworked friend,

RED Crayon




Dear Duncan,  
All right, LISTEN.  
I love that I'm your favourite crayon  
for grapes, dragons and wizards' hats,  
but it makes me crazy that so much  
of my gorgeous colour goes outside  
the lines. IF YOU DON'T START  
COLOURING INSIDE the lines  
soon... I'm going to  
COMPLETELY LOSE IT.

Your very neat friend,

Purple crayon







**LoveReading4kids.co.uk**  
is a book website  
created for parents and  
children to make  
choosing books easy  
and fun

Opening extract from  
**Little Lemur Laughing**

Written by

**Joshua Seigal**

Illustrated by

**Chris Piascik**

Published by

**Featherstone Education an  
imprint of Bloomsbury Publishing  
PLC**

All Text is Copyright © of the Author and/or Illustrator

Please print off and read at your leisure.

Bloomsbury Education  
An imprint of Bloomsbury Publishing Plc

50 Bedford Square  
London  
WC1B 3DP  
UK

1385 Broadway  
New York  
NY 10018  
USA

[www.bloomsbury.com](http://www.bloomsbury.com)

BLOOMSBURY and the Diana logo are trademarks of Bloomsbury Publishing Plc

First published in 2017 by Bloomsbury Education

Copyright © Joshua Seigal, 2017  
Illustrations copyright © Chris Piascik, 2017

Joshua Seigal and Chris Piascik have asserted their right under the Copyright, Designs and Patents Act, 1988, to be identified as Author and Illustrator of this work.

Every reasonable effort has been made to trace copyright holders of material reproduced in this book, but if any have been inadvertently overlooked the publishers would be glad to hear from them. For legal purposes the Acknowledgements on p. 72 constitute an extension of this copyright page.

All rights reserved.

This is a work of fiction. Names and characters are the product of the author's imagination and any resemblance to actual persons, living or dead, is entirely coincidental.

All rights reserved. No part of this publication may be reproduced or transmitted in any form or by any means, electronic or mechanical, including photocopying, recording, or any information storage or retrieval system, without prior permission in writing from the publishers.

No responsibility for loss caused to any individual or organisation acting on or refraining from action as a result of the material in this publication can be accepted by Bloomsbury or the author.

A catalogue record for this book is available from the British Library.

ISBN

PB: 978-1-4729-3004-0  
ePub: 978-1-4729-3006-4  
ePDF: 978-1-4729-3007-1


2 4 6 8 10 9 7 5 3 1

Printed and bound in CPI Group (UK) Ltd, Croydon CR0 4YY



This book is produced using paper that is made from wood grown in managed, sustainable forests. It is natural, renewable and recyclable. The logging and manufacturing processes conform to the environmental regulations of the country of origin.

To find out more about our authors and books visit [www.bloomsbury.com](http://www.bloomsbury.com). Here you will find extracts, author interviews, details of forthcoming events and the option to sign up for our newsletters.



# Contents

What's In A Poem?	1
Lemurs	3
What Am I Like?	4
Daddy Long Legs	5
Which Are Better?	6
Fruit Bat	8
Bat's Fruit	9
Snake	10
Kennel Kennings	11
My Dog Eats Spaghetti!	12
Doggy	14
Lllllllllllllllllllllllllama!	15
Seagulls	17
The Sea	18
Sand	19



Man On The Beach	20
Remembering	21
Flag	22
Body Poem	23
My Hand	24
We're Having A Party!	25
When I Dance	26
Friends	27
Come Yab With Me	28
Conkers	30
My Coat	31
Snow School Today!	32
Fireworks	33
Letter To Spring	34
The Worst Thing About Summer	35
Apple	36
Liquorice	37
Don't Go To The Cake Shop!	38

Johnny And The MANGO!	40
Paper Soup	43
Turvy & Topsy	44
The Queen Of Halloween	45
Monsters	46
Brontosaurus	48
Stickers	50
Colours	52
Colouring In	53
Uncle	55
Chat	56
Performing Monkey	58
Butterfly	59
My Pet Nothing	60
Rainbow	62
Let's Play...	63
When Granny Tucks Me In	64



## What's In A Poem?

A busy buzzy  
bumblebee,  
a happy hopping  
wallaby,  
a cheeky chatty  
chimpanzee –  
that's what's in a poem.

A scrumptious slice  
of birthday cake,  
an ice cream with  
a chocolate flake,  
a tray of biscuits  
freshly baked –  
that's what's in a poem.

A zooming car,  
a chuffing train,  
an empty house,  
a winding lane,  
a holiday  
in southern Spain –  
that's what's in a poem.

A dragon's sneeze,  
a dinosaur,  
a wizard's spell,  
a monster's claw.  
All these things  
and many more –  
that's what's in a poem.



## Lemurs

lively lemur leaping  
in the branches of a tree

lazy lemur lying  
down and sleeping happily

lucky lemur licking  
at a luscious little leaf

loving lemur latching  
to her mother underneath

little lemur laughing  
having lots of fun today

lonely lemur longing  
for a friend to come and play.



## What Am I Like?

I'm like a cheeky monkey  
when I'm standing on my head

I'm like a stubborn mule  
because I will not go to bed

I'm like a messy pig  
because my room is like a sty

I'm like a grumpy elephant  
because I sometimes cry

I'm like a dashing cheetah  
when I'm darting home from school

I'm like a graceful dolphin  
when I'm swimming in the pool

I'm like a lazy lion  
when I'm lying in the sun

and being like an animal  
is such a lot of fun!