





Welcome to Year 2

Miss Lloyd, Mrs Donato, Miss Said



The Year 2 team:

- 2LD: Miss Lloyd (3 days), Mrs Donato (2 days)
- 2S: Miss Said

- Mrs Caplan
- Mrs Smith
- Miss Mari
- Miss Medha

General Information

- Punctuality and attendance: children can come in from 8.30; register is taken at 8.45.
- School dinners: all KS1 children are entitled to a free midday meal. Please let the office know if you are providing a packed lunch for your child. 2 weeks' notice needed if changing.
- Acorns after school club - every evening, 3.15 - 5.30.
- Breakfast club - every morning 8am - 8.30.

Uniform

- Grey trousers, skirt or pinafore dress
 - White polo shirt
 - Red Woodcroft sweatshirt or plain red jumper/cardigan
 - Red and white gingham dress
 - Grey or black socks
 - Grey, red, black or white tights
 - Grey, red, black or white head coverings
 - Grey, red, black or white hair ties
 - Black footwear
-
- Jewellery - stud ear-rings only



PE Kit

A FULL PE uniform should include



- Plain white t-shirt
- Plain navy shorts
- Trainers that are below the ankle

No high top trainers or plimsolls



- Plain navy blue jumper (no hoodies/zips)
- Plain navy blue joggers

No hoodies or zips (for safety) and please avoid branded items

Other Equipment

- Refillable plastic water bottle - taken home each day.
- Book bag. We prefer these to backpacks as storage is an issue.
- Home link book -please ensure it is in the book bags when the children bring them to school.



Timetable:

- Reading books are changed on Tuesdays and Fridays
- PE days: Tuesdays
2nd half term (Nov/Dec;Feb/March;June/July) : also Fridays

The children should come to school in their PE kits.

- Spelling tests: Fridays
- Times tables tests - to start from January
- Library books are changed on Thursdays (2S) and Fridays (2LD)

End of day routines

- When child sees person collecting him/her, he/she should tell the teacher who will wave goodbye to them.
- Teacher will then acknowledge child and parent to confirm child has left.
- If you wish to speak to your child's teacher, please wait until the rest of the children have left before doing so.
- If someone new is picking up your child, please let the school know.

Topics

Autumn Term, 1st half:

Science: Living Things and Life Processes

Geography: Continents and Oceans

Autumn Term, 2nd half:

Science: Everyday Materials

History: The First World War



Topics



Spring Term, 1st half:

Science: Habitats Around the World
Geography: Australia

Spring Term, 2nd half:

Science: Animals including humans: Growth
History: The Great Fire of London

Topics

Summer Term, 1st half:

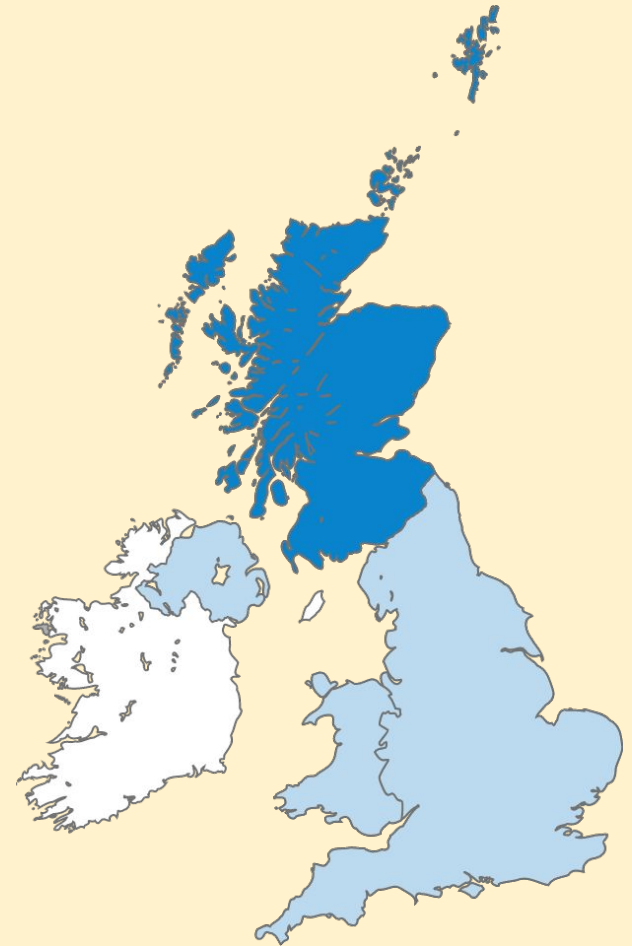
Science: Plants: Growth and Care

Geography: Scotland

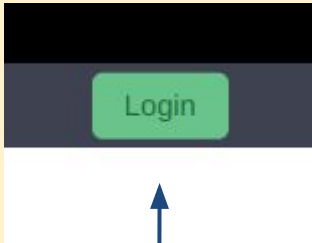
Summer Term, 2nd half:

Science: Diet and Health

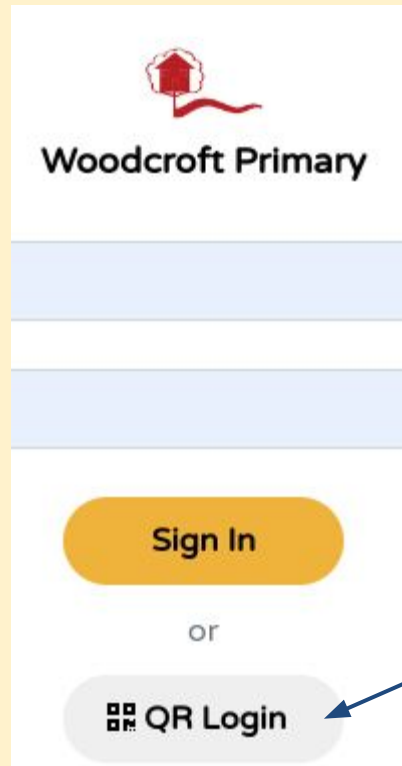
History: Florence Nightingale and Mary Seacole



Woodcroft website



Click login




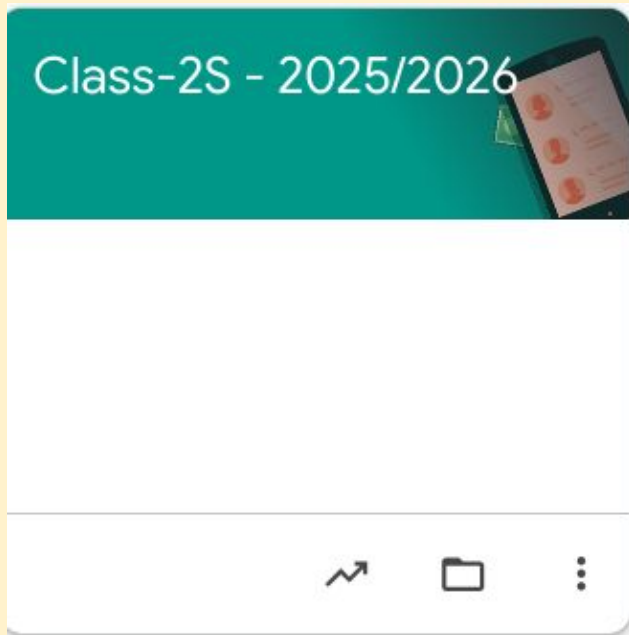
Click QR login and scan
QR code



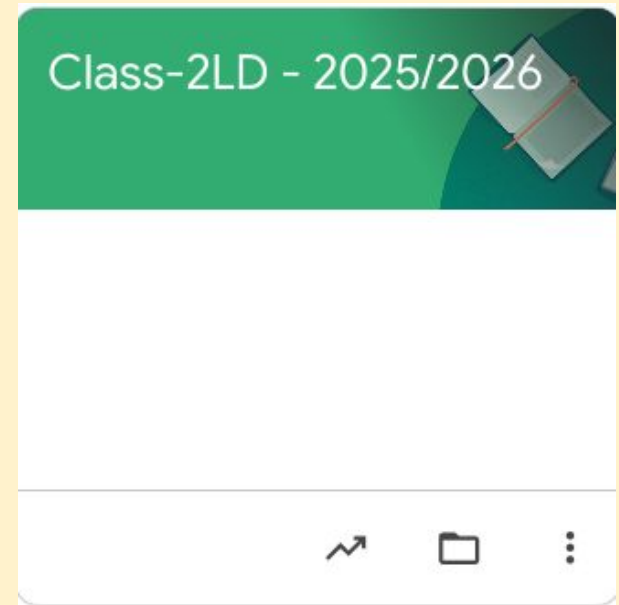
OR type in
username and
password instead

Homework

- Online on Google classroom
- Set on Fridays - return by Thursday evening
- Includes spelling, and either a maths assignment or one from another curriculum area
- Reinforces what we have done in class that week
- Weekly schedule is also posted here



Login directly from
Woodcroft website -
no separate login



Example homework

Homework: 23rd May 2025

S Lloyd • 23 May

100 points

Due 5 Jun, 20:00

This week's homework is:

MATHS: Learn the 3 times table. There will be a test!

GEOGRAPHY: A quiz on everything we have learnt about Scotland.

TOPIC: Design a road safety poster. You can take a picture of it or bring it into school.

SPELLINGS: Verbs following the short vowel + double letter rule.

READING: Read every day and write a comment in your home link book.

You can complete the work online, or on paper, take a photo of it and upload it to this assignment, or bring it into school. Please submit the work by 8pm on Thursday 5th June.

	Learn the 3 times table Google Docs		Road Safety poster Google Docs
	Scotland Google Forms		Spellings 23/5/25 Blue Group Google Docs

Weekly information - example



S Lloyd

20 Jun



Here is the weekly schedule for the week of **23rd June 2025**.

Please return your **permission slip** for the trip to Mill Hill Park by **Friday**.

We are now having **PE** on **Tuesdays** and also on **Fridays** this half term so come to school in your PE kit on both these days.

We will change **reading books** on **Tuesday and Friday**. Please make sure that you have your book and your home link book at school on this day. Remember to make a comment in your home link book when you have read.

Our **spelling test** will be on **Friday**.

Our **times table test** will be on **Thursday**. This time it will be a mixture of all the times tables we have learnt: 2, 3, 5 and 10 times tables.

If you still have a **library book** at home, please return it by **Friday**. No more library books are being issued until September now.

Please remember to submit your homework by **8pm** on **Thursday 26th June**. You can complete it by typing on the documents or you can do it on paper. Then either attach it to the assignment or bring it into school. Don't forget to click on 'hand in' when you've finished!




[Year 2 timetable: 23/6/25](#)

Google Docs

Weekly schedule

Week beginning 8th September 2025

	Monday	Tuesday	Wednesday	Thursday	Friday
English	Text: The Day the Crayons Quit  The Day the crayon... Drama - conversation between characters	Mixed up sentences. Put sentences in the correct order.	Punctuation. Add capital letters and full stops in the correct places.	Use feelings' adjectives in sentences Add the conjunction 'because' and give a reason.	Sentence types: command, question.
Handwriting	Joining the letters l, i, u, t	Joining the letters l, i, u, t	Joining the letters l, i, u, t	Joining the letters l, i, u, t	Joining the letters l, i, u, t
Phonics	Alternative ways of spelling the /ay/ sound (ey, ei, eigh, aigh)	Alternative ways of spelling the /ay/ sound (ey, ei, eigh, aigh)	Alternative ways of spelling the /ay/ sound (ey, ei, eigh, aigh)	Alternative ways of spelling the /ay/ sound (ey, ei, eigh, aigh)	Alternative ways of spelling the /ay/ sound (ey, ei, eigh, aigh)
Maths	Place value: missing numbers in a sequence	Practical lesson: make 2 digit numbers using Dienes equipment	Make 2 digit numbers with Dienes and record in books	What number is this? Look at the tens and ones and record the number.	Part-whole model
Topic	Science: Life Processes and Living Things Lesson 1: Alive, dead, non-living	PE with Mr Raw. Come to school in your PE kit. RE: Sacred Texts - Islam Lesson 1: My Favourite Book	Geography: Continents and Oceans Lesson 1: The continents Music: African music	Art: Scenes of the Sea Lesson 1: Ivan Aivakovsky	Computing: Word documents

Reading: Whole class comprehension, individual reading, book study. Class Reader - Sadiq and the Desert Star

Spellings

- Spellings will be set weekly on Google classrooms
- Based on the spelling rules we have studied in class that week or 'common exception words' (frequently used words that don't follow a spelling pattern)
- Use the 'Look, say, cover, write, check' method.

Spellings

Use the Look, Say, Cover, Write, Check method.


played	Spain	make	great	break
spray	brain	game	with	here

Look at the word, concentrating on the 'tricky' part of the word. Say the word out loud then cover it up.

Write the word then check if it's correct. Repeat until you can write the word perfectly!

S p a i n

g a m e



w i t h

Times tables

- Learn the 2, 5, 10 x tables
- Also work on 3 x table
- First multiplication unit is January
- From then, times tables tests will be weekly



Reading

- Reading at home: every night for 15 minutes.
- Discuss the story/book: what has happened? Why do you think X behaved like that? Which words describe the wolf? etc
- Reading TO your child is also important.
- Encourage reading of other materials, not just books from school.
- Reading books are changed on Tuesdays and Fridays.
- Reading record: please make a comment on how well the child has read/ if they enjoyed it/ what page they read up to etc. Children can also write a comment!

Phonics

Sounds-Write - a very structured approach to teaching phonics for reading and spelling.

Skills:

- Blending - for reading
- Segmenting - for spelling
- Phoneme manipulation


Phonics lessons - daily for 30 minutes.

Sounds-Write structure

1. Initial code: one letter/one sound plus a few digraphs (two letters representing one sound eg. *sh, ch, ff*)
2. Extended code: digraphs and trigraphs (three letters representing one sound (eg. *igh* as in *night*))
3. Polysyllabic words: words of more than one syllable (continues throughout KS2)


Handwriting

We use the Kinetic Letters scheme.



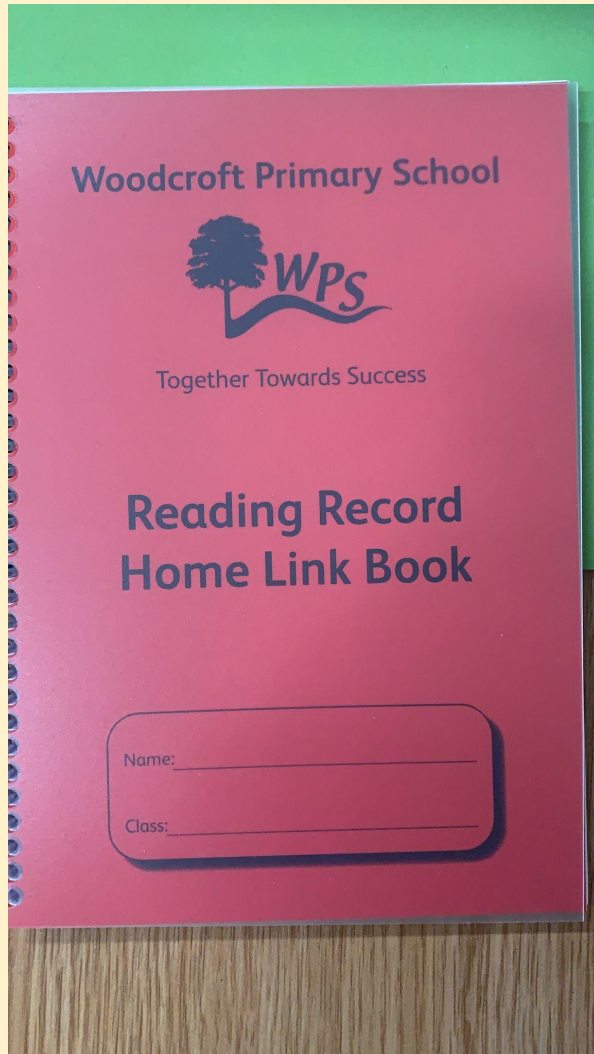
We are starting to learn to join the letters.

Handwriting



We start each day with 10 minutes of handwriting practice.

Home Link Book



- Used as communication between home and school.
- Titles of reading books are written in this book.
- Encourage comments on the child's reading - child or adult can write these.

Home Link Book

Book titles: write
your comments
here!

Week beginning:	
	Books / Pages Read / Comments
Monday	
Tuesday	
Wednesday	
Thursday	
Friday	

WPS

INFORMATION PAGE

Signed: _____ (Teacher)

Signed: _____ (Parent / Carer)

Please
sign here
every
week!

Home Link Book

Homework Timetable
<u>Monday</u>
<u>Tuesday</u> PE with Mr Raw Reading book
<u>Wednesday</u> Times tables test (from January)
<u>Thursday</u> Submit homework by today
<u>Friday</u> Homework set today Reading book Spelling test Library book? PE (2nd half of term only)

First page of home link book - information about homework, spelling and times tables tests

Home Link Book

Agreement for Pupils
I will do my best to:

- Follow the Woodcroft Code
- Work hard and listen carefully to instructions
- Be polite and helpful to other children and all adults
- Always wear school uniform
- Bring all the equipment I need every day
- Do my homework regularly and bring it back to school on time
- Take good care of the school environment and each other.

The school day begins at 8.45am and finishes at 3.15pm.

It is vital that your child attends school regularly and on time. Children should arrive in good time, 10 minutes early, at 8.45am. Registers are taken at 8.55am.

Children who arrive after this time **must report to the main office** and are marked late.

Signed: _____ (Pupil)

Signed by pupil

Agreements for Parents
To help my child at school I will do my best to:

- Make sure that my child attends school regularly and inform the school of the reason for any absence
- Make sure that my child arrives in school on time and is collected on time
- Support the school in maintaining good behaviour and discipline
- Support my child with homework, other home learning opportunities and listen to my child read
- Attend parent's evenings
- To talk to my child about their learning
- Ensure that my child wears the full school uniform and has the correct equipment for school
- Let you know if there are any problems that may affect my child's ability to learn
- Do my best to encourage kindness and consideration in my child.

Signed: _____ (Parent / Carer)

_____ (Please print)

Signed by parent/carers

Home Link Book

Online Safety Rules

Keeping safe: **Stop, think,
before you click!**

These rules will keep everyone safe and help us to be fair to others.

1. I will keep my password secret.
2. I will only use the school's computers to help me learn.
3. The messages I send, or information I upload, will always be polite and sensible.
4. If I see anything I am unhappy with or I receive a message I do not like, I will not respond to it but I will tell a teacher / responsible adult.
5. I will only e-mail people I know, or my teacher has approved.
6. I will only delete my own files.
7. I will ask permission from a member of staff before using the Internet.
8. I will not open an attachment, or download a file, unless I have permission or I know and trust the person who has sent it.
9. I will not give my home address, phone number, or give any other personal information that could be used to identify me, my family or my friends.
10. I will never arrange to meet someone I have only ever previously met on the Internet.

Signed: _____ (Pupil)

Signed: _____ (Parent / Carer)

Please also sign the
online safety rules.



National Curriculum and Expectations

Reading:

- Read with expression, taking note of punctuation
- Talk about the characters/what has happened/what might happen
- Find information and clues in text to support these
- Self-correct
- Blend sounds to read words not instantly recognised
- Deeper understanding - inference - a major focus of the new tests and curriculum

Writing:

- Use **full stops** and **capital letters**, **question marks**, **commas in lists**, **exclamation marks**
- Use knowledge of **spelling patterns** to spell unknown words
- Use connectives **and, but, because, or, if, when, that** to write compound sentences
- Use **adjectives** to describe nouns (noun phrases)
- Change words by adding **suffixes** and **prefixes**
- Write in **complete sentences** for a variety of purposes
- Handwriting: children will learn to **join** in Year 2

Grammar and punctuation:

- Nouns, adjectives, adverbs
- Sentence types: statement, question, exclamation, command
- Present and past tenses
- Capital letters, full stops, question marks, exclamation marks, commas in lists
- Apostrophes for contractions (eg. can't) and possession (eg. the dog's bone)

Maths:

- Add and subtract confidently
- Know the 2, 3, 5 and 10 times tables
- Be able to share into equal groups & use \div sign
- Add 10 to or subtract 10 from any given number
- Understand place value: hundreds, tens and ones
- Work with numbers up to 1,000
- Understand fractions - $\frac{1}{2}$, $\frac{1}{4}$, $\frac{3}{4}$, $\frac{1}{3}$
- Measure using standard measures: cm, m, kg, gm, litres, millilitres
- Know the properties of standard 2D and 3D shapes
- Begin to apply this knowledge to problem solving

Supporting your child at home

- Reading! Read every evening with your child (15 minutes) - listening to them read, talking about the books and asking them questions, and reading to them.
- Help them learn spellings and times tables.
- Make sure they have enough sleep!



Download the Arbor App!

PUPIL PREMIUM

Please inform the school
if you are eligible for
extra benefits and
approx **£1345 EXTRA
FUNDING!**



Say **NO** to mobile phones



UK Government says NO to Mobile Phones for Children

There is increasing evidence that phones damage developing brains, reduce the ability to concentrate in class, raise the likelihood of mental illness and open the door to inappropriate content.



The Birthday Book Club

We always always to hear about pupils who have enjoyed recent birthdays. We celebrate by donating a book for class library. We do not bring in sweets or party bags.

Here is how it works:

- 1. Children give a book to their class library.*
- 2. They visit the office for a birthday sticker*
- 3. Their names are then included in the following week's newsletter*

Contact details:

Miss Lloyd:

slloyd@woodcroft.barnet.sch.uk

Mrs Donato

ddonato@woodcroft.barnet.sch.uk

Miss Said:

ssaid@woodcroft.barnet.sch.uk

Or send a private message via Google classroom.