



Woodcroft Primary School  
Together Towards Success





Welcome to Year 1!

Miss Daly  
Mr Mansour







# This Evening

- Year 1 aims
  - Transition from Reception
  - Classroom routines
  - The curriculum
  - Homework
  - How can you help your child?
- 
- 
- 
- 





# Year 1 aims

- To continue to develop independence
  - For each child to achieve their full potential
  - For each child to enjoy school and to continue to develop positive attitudes to learning
- 
- 





# Transition from Reception

- Building on good practice from the Foundation Stage
  - Strong focus on practical activities
  - Gradual introduction to Key Stage 1
  - Infant Free School Meals (please inform the office if you opt out with 2 weeks notice)
- 
- 







# Classroom Schedule

This is what a typical day in our classroom looks like.

Timing	Activity
8:30 - 8:55	School starts, Registration
9:00 - 9:40	Phonics
9:40 - 10:00	Circle time/ snack
10:00 - 10:20	Break Time
10:20 - 11:00	English
11:00 - 12:00	Math
12:00 - 1:00	Lunch Time
1:00 - 1;45	Topic (geography, history, art, DT, PSHE, RE, Science)
1:45 - 2:00	Break Time
2:00 - 2:45	Topic/Shared Reading
3:15	Home Time







# The Curriculum

- English
  - Maths
  - Science
  - Geography/History
  - Computing
  - Art/DT
  - P.E (we do P.E twice a week this half term and once a week next half term)
  - Music
- 
- 
- 
- 



# Reading

Books get changed every Tuesday & Friday

- Read aloud every night for 15 minutes.
  - Make sure your child gets lots of practise reading.
  - Home Link Book (Please make sure these are signed and kept in bookbags)
  - Ask questions to improve your child's understanding of the text
- 
- 
- 
- 

# Questions for reading

Has this ever happened to you?

What do you think will happen next?

What do you think this book will be about?

Have you read any other books by this author?





# Phonics

In Year 1 children will move on from the initial code onto the extended code.

We will begin to learn the alternative spellings and pronunciations for different sounds eg:

Rain, came, day, acorn



# Phonics Screening Check

The **phonics screening check** is a short, light-touch assessment to confirm whether individual children have learnt **phonic** decoding to an appropriate standard. It will identify the children who need extra help so they are given support by their school to improve their reading skills.

baim		rain
thrayd		pray
strabe		cane
vaink		waiting
chayp		delay
whape		cupcake
braig		portrait
envay		spray
splake		graze



# Homework

Every Friday you will get homework.

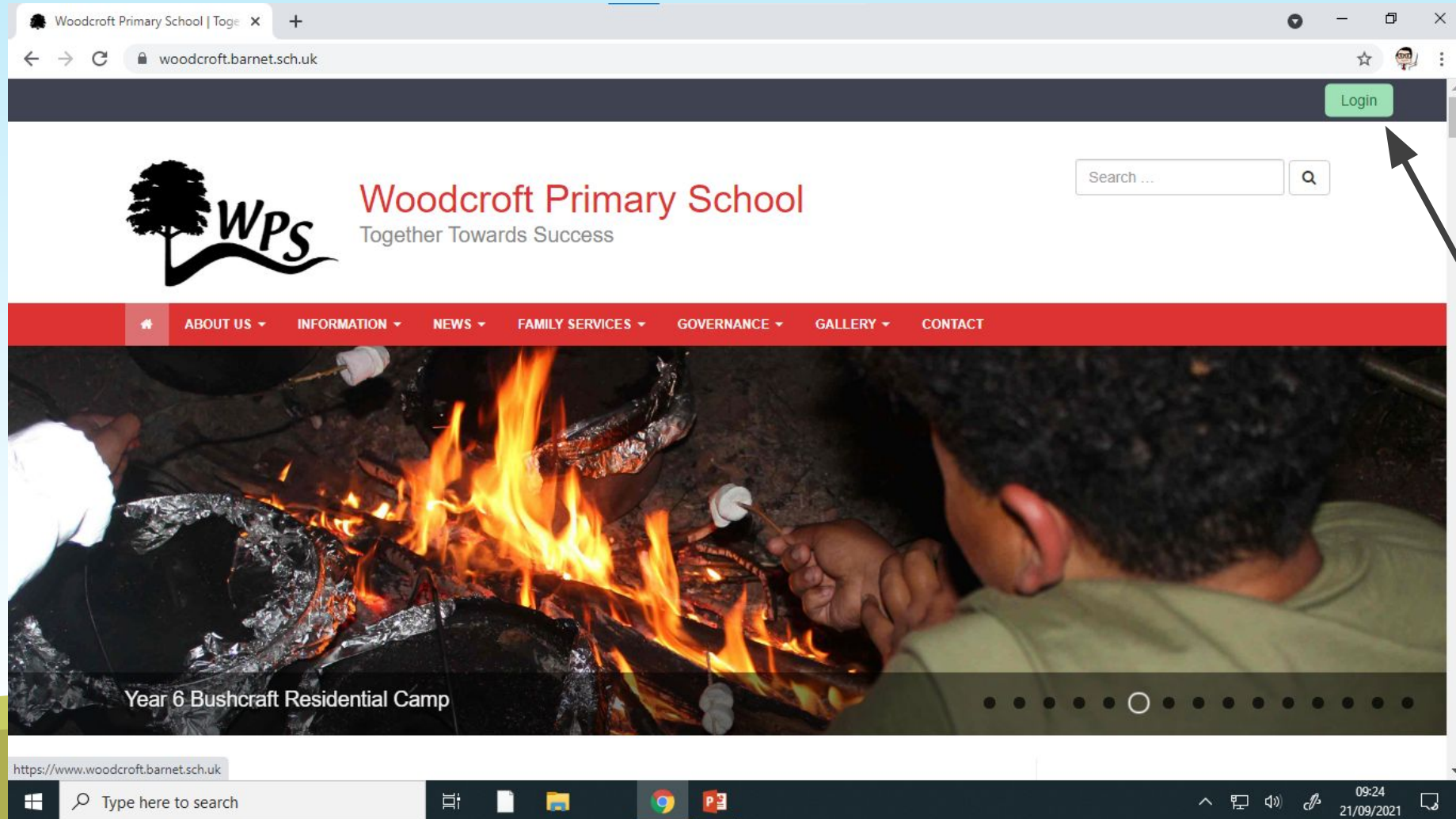
It is due by the following Thursday.



# Woodcroft website and Treehouse

- How pupils log in
- Password security
- Treehouse

# Google Classroom, uploading BB homework



The image shows a screenshot of a web browser displaying the Woodcroft Primary School website. The browser's address bar shows the URL `woodcroft.barnet.sch.uk`. In the top right corner of the website, there is a green button labeled "Login". A black arrow points from the right side of the image towards this "Login" button. The website header includes the school's logo, which features a tree and the letters "WPS", followed by the text "Woodcroft Primary School" and the tagline "Together Towards Success". Below the header is a red navigation bar with menu items: "ABOUT US", "INFORMATION", "NEWS", "FAMILY SERVICES", "GOVERNANCE", "GALLERY", and "CONTACT". The main content area features a large photograph of children gathered around a campfire, with the text "Year 6 Bushcraft Residential Camp" overlaid at the bottom. The browser's taskbar at the bottom shows the Windows logo, a search bar, and icons for various applications, along with the system clock displaying "09:24" and "21/09/2021".

# realsmart



## Woodcroft Primary

**Sign In**

**Need any help?**  
Contact your school IT support.

**Stuck?**  
Click [here](#) to logout from all Google/realsmart services.

Primary School | Together

woodcroft.barnet.sch.uk

30

31

Woodcroft  
Together Together

WPS

ABOUT US INFORMATION NEW

A screenshot of a mobile browser displaying the website for Woodcroft Primary School. The browser's address bar shows the URL 'woodcroft.barnet.sch.uk'. Below the address bar is a dark navigation bar containing several icons: a Gmail icon with a red notification bubble showing '30', a Google Drive icon, a calendar icon showing '31', a yellow document icon, and a green user profile icon. A red arrow points from the bottom right of the image towards the user profile icon. The main content area of the website features a large black silhouette of a tree on the left, followed by the text 'WPS' in a large, stylized font. To the right of the tree, the text 'Woodcroft' is visible in red, and 'Together Together' is visible in grey below it. At the bottom of the page is a red navigation bar with a home icon, the text 'ABOUT US', 'INFORMATION', and 'NEW'.



Woodcroft Primary School | Togeth... Courses



classroom.google.com/h

Google Classroom

To do Calendar

year-1 - 2021/2022



Ms A Seth-Smith



Class-1M - 2021/2022

Mr B Mansour

Due Friday  
Homework 17.9.2021





- 2021/2022

Stream

Classwork

People

## Class-1M - 2021/2022



### Upcoming

Due Friday  
Homework 17.9.2021

[View all](#)



Announce something to your class



Mr B Mansour posted a new assignment: Homework 17.9.2021  
17 Sept



1 class comment



Ms A Seth-Smith posted a new material: Learning Overview 13.9.2021  
12 Sept



## ss-1M - 2021/2022

Due 24 Sept

+ Add or create

Mark as Done

Hello 1M,

Thank you for a lovely week and please enjoy your weekend.

Here is your homework. If you need help or if you have any questions at all you can email me on:

[bmansour@woodcroft.barnet.sch.uk](mailto:bmansour@woodcroft.barnet.sch.uk)

Private comments

Add comment to Mr B Mansour

Remember to read every day and take a look at the timetable for next week!

Mr Mansour



17.9.2021 Year 1 Brain Builder...  
Google Docs




Year 1 timetable 20.9.2021 - ...  
Google Docs

## Your work

Assigned


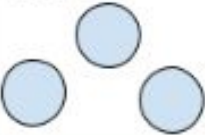




+ Add or create

Mark as Done

 Private comments

Add comment to Mr B Mansour

17.9.2021 Year 1 Brain Builder Homework

Topic	<p>We have been learning about our local area. Please go for a walk and take pictures at your favourite local places. For example Watling Park, Burnt Oak Library or your favourite bakery.</p> <p>Please share a photo on Google Classroom!</p>				
English	<p>Draw a picture of someone you love. Tell a grown up three reasons why you love them.</p> <p>Remember, we would love to see a photo of your picture.</p> <p>Practise your spelling words: on Mum Dad had</p>				
Maths	<p>Choose a number from one to ten and show it as a drawing, a number and (if you feel confident) a word.</p> <table border="1" data-bbox="698 743 1753 948"><tr><td data-bbox="698 743 963 948"><b>Picture</b> </td><td data-bbox="963 743 1225 948"><b>Draw It</b> </td><td data-bbox="1225 743 1488 948"><b>Number</b> <b>3</b></td><td data-bbox="1488 743 1753 948"><b>Write It</b> three</td></tr></table>	<b>Picture</b> 	<b>Draw It</b> 	<b>Number</b> <b>3</b>	<b>Write It</b> three
<b>Picture</b> 	<b>Draw It</b> 	<b>Number</b> <b>3</b>	<b>Write It</b> three		
Reminders:	<p>Share your homework on Google Classroom by Thursday 23rd September. Keep up your super reading by trying to read for 15 minutes each day.</p> <p>1M have PE on Tuesday 1HS have PE on Wednesday Remember to come dressed in your PE kit.</p> <p>We look forward to seeing all of you at the online Curriculum and Information Evening on Thursday 23rd of September. It starts at 4pm.</p>				



# Arbor Parent Portal



We are putting everything for parents in one place within the **Arbor Parent Portal**.

**You are now able to make online payments and see your child's information through the Arbor portal.**

Most parents have already registered to access their account. Reminder emails have been sent to everyone who still needs to log on. If you have not registered, please check your inbox and junk folders for the welcome emails from Arbor.

The Arbor system will be used for Email, Messaging, Assessment Information, Behaviour Reports and now **Cashless Payments**. All this from one convenient and secure login!

**IMPORTANT NOTE:** The first time you log on you will need to use a computer, laptop or tablet.

Parents who have done this already report that it is quick and easy. However, some phones do not allow you to press the 'accept terms' button because of their screen size. However, once this is done for the first time they say that it is easy to login using your phone.



# Woodcroft Newsletters





Keep up to date with special dates and events. It's out every Friday - online!

[Last week's Newsletter](#)





# How you can help us

- Reading diary - sign and comment
  - Visit the school with small concerns before they develop into larger ones
  - Labelled uniform and P.E. kits
  - Read school letters
  - Book bags. Label them. No keyrings
- 
- 
- 
- 

# How you can contact us:

- Email:


[bmansour@woodcroft.barnet.sch.uk](mailto:bmansour@woodcroft.barnet.sch.uk)

[rdaly@woodcroft.barnet.sch.uk](mailto:rdaly@woodcroft.barnet.sch.uk)

- Home Link Book



# School Payments via Arbor





# Questions?

Please feel free to speak with us at the end of the day or to make an appointment for an alternative time with any other questions you may have.

Thank you for coming!

