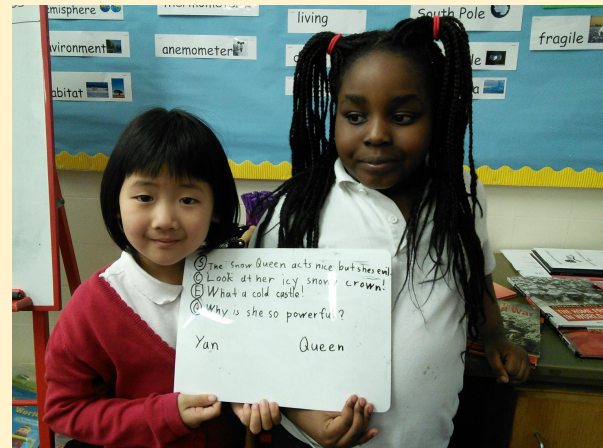




Welcome to Year 2

Miss Lloyd and Miss Holden



The Year 2 team:

- 2L: Miss Lloyd, English co-ordinator and Assistant Head - KS1 leader
- Miss Duncan
- Miss Charlotte

- 2H: Miss Holden
- Mrs Smith
- Miss Williams

- Mrs Caplan

General Information

- Punctuality and attendance: children can come in from 8.30; register is taken at 8.55. Lessons start at 9am.
- School dinners: all KS1 children are entitled to a free midday meal. Please let the office know if you are providing a packed lunch for your child. 2 weeks' notice needed if changing.
- Acorns after school club - every evening, 3.15 - 5.30.
- Breakfast club - every morning 8am - 8.30.

Uniform

- Grey trousers, skirt or pinafore dress
 - White polo shirt
 - Red Woodcroft sweatshirt or plain red jumper/cardigan
 - Red and white gingham dress
 - Grey or black socks
 - Grey, red, black or white tights
 - Grey, red, black or white head coverings
 - Grey, red, black or white hair ties
 - Black school shoes, NOT trainers
-
- Jewellery - stud ear-rings only



PE Kit

A FULL PE uniform should include



- Plain white t-shirt
- Plain navy shorts
- Trainers that are below the ankle

No high top trainers or plimsolls



- Plain navy blue jumper (no hoodies/zips)
- Plain navy blue joggers

No hoodies or zips (for safety) and please avoid branded items

Other Equipment

- Water bottle - taken home each day
- Pencil case, containing HB pencil, pencil sharpener, coloured pencils, rubber, glue stick
- Book bag. We prefer these to backpacks as storage is an issue.



Timetable:

- Reading books are changed on Tuesdays and Fridays
- PE days:
 - 2H: Tuesdays
 - 2L: Wednesdays

The children should come to school in their PE kits.

- Spelling tests: Fridays
- Times tables tests - to start from November

End of day routines

- When child sees person collecting him/her, he/she should tell the teacher who will wave goodbye to them.
- Teacher will then acknowledge child and parent to confirm child has left.
- If you wish to speak to your child's teacher, please wait until the rest of the children have left before doing so.
- If someone new is picking up your child, please let the school know.

Topics

Autumn Term, 1st half:

Science: Living Things and their Habitats

Geography: Continents and Oceans

Autumn Term, 2nd half:

Science: Everyday Materials

History: The First World War



Topics



Spring Term, 1st half:

Science: Habitats Around the World
Geography: Australia

Spring Term, 2nd half:

Science: Animals including humans: Growth
History: The Great Fire of London

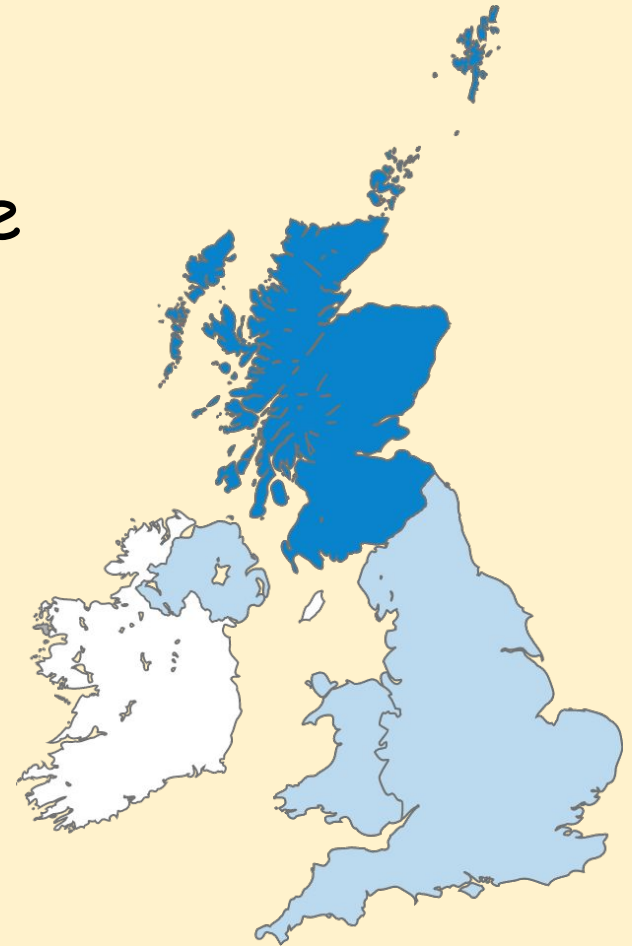
Topics

Summer Term, 1st half:

Science: Plants: Growth and Care
Geography: Scotland


Summer Term, 2nd half:

Science: Diet and Health
History: Florence Nightingale
and the history of nursing

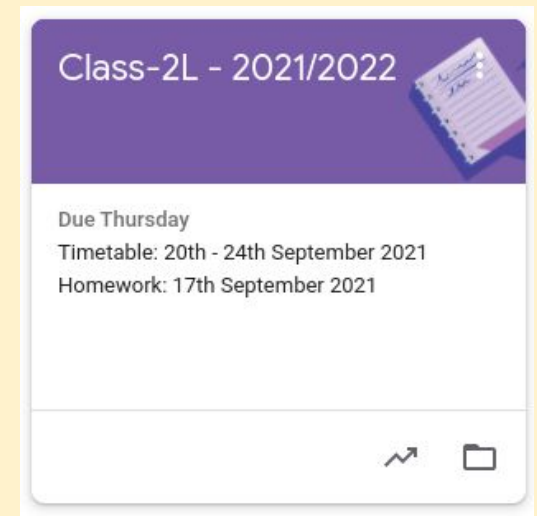
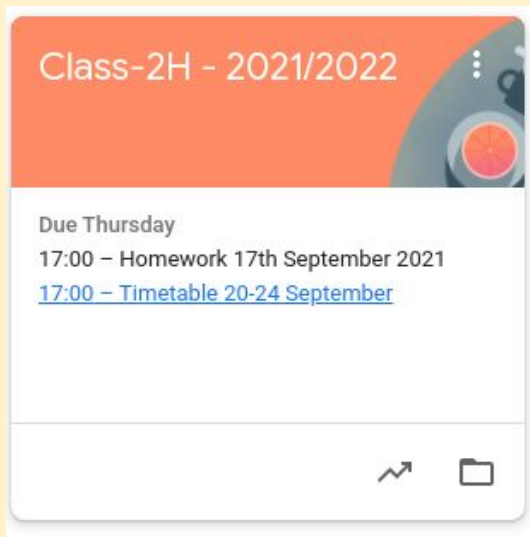


Homework

- Online on Google classroom
- Set on Fridays - return by Thursday evening
- Includes an English, and a maths assignment, plus one from another curriculum area
- Reinforces what we have done in class that week
- Weekly schedule is also posted here



Login directly from
Woodcroft website -
no separate login



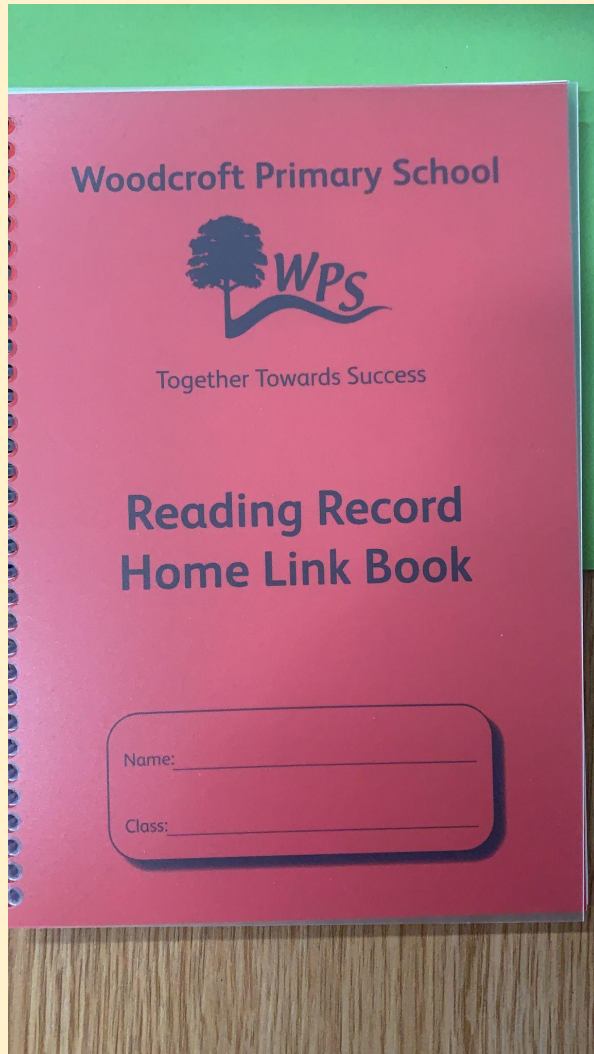
Surprise Spelling!

- Half termly lists of up to 30 words.
- Posted on Google classroom.
- Tested on some each week...but it will be a surprise!
- Spelling tests: children don't know which words will come up but they will be repeated several times throughout the half term so they have a chance to re-learn them.
- Mix of 'high frequency' words and words following spelling patterns that we are learning in class.
- All the words will also be taught in class.
- Encourage children to learn words through the 'Look, say, cover, write, check' method.

Reading

- Reading at home: every night for 15 minutes.
- Discuss the story/book: what has happened? Why do you think X behaved like that? Which words describe the wolf? etc
- Reading TO your child is also important.
- Encourage reading of other materials, not just books from school.
- Reading books are changed on Tuesdays and Fridays.
- Reading record: please make a comment on how well the child has read/ if they enjoyed it/ what page they read up to etc. Children can also write a comment!

Home Link Book



- Used as communication between home and school.
- Titles of reading books are written in this book.
- Encourage comments on the child's reading - child or adult can write these.

Home Link Book

Book titles: write
your comments
here!

Week beginning:	
	Books / Pages Read / Comments
Monday	
Tuesday	
Wednesday	
Thursday	
Friday	

WPS

INFORMATION PAGE


Signed: _____ (Teacher)

Signed: _____ (Parent / Carer)

Please
sign here
every
week!

Home Link Book

Homework Timetable	
Monday	
Tuesday	Reading book Times tables test
Wednesday	PE
Thursday	Return homework
Friday	Reading book Spelling test Homework - online



First page of home link book - information about homework, spelling and times tables tests

Home Link Book

Agreement for Pupils
I will do my best to:

- Follow the Woodcroft Code
- Work hard and listen carefully to instructions
- Be polite and helpful to other children and all adults
- Always wear school uniform
- Bring all the equipment I need every day
- Do my homework regularly and bring it back to school on time
- Take good care of the school environment and each other.

The school day begins at 8.45am and finishes at 3.15pm.

It is vital that your child attends school regularly and on time. Children should arrive in good time, 10 minutes early, at 8.45am. Registers are taken at 8.55am.

Children who arrive after this time **must report to the main office** and are marked late.

Signed: _____ (Pupil)

Signed by pupil

Agreements for Parents
To help my child at school I will do my best to:

- Make sure that my child attends school regularly and inform the school of the reason for any absence
- Make sure that my child arrives in school on time and is collected on time
- Support the school in maintaining good behaviour and discipline
- Support my child with homework, other home learning opportunities and listen to my child read
- Attend parent's evenings
- To talk to my child about their learning
- Ensure that my child wears the full school uniform and has the correct equipment for school
- Let you know if there are any problems that may affect my child's ability to learn
- Do my best to encourage kindness and consideration in my child.

Signed: _____ (Parent / Carer)

(Please print)

Signed by parent/carers

Home Link Book

Online Safety Rules

Keeping safe: **Stop, think,
before you click!**

These rules will keep everyone safe and help us to be fair to others.

1. I will keep my password secret.
2. I will only use the school's computers to help me learn.
3. The messages I send, or information I upload, will always be polite and sensible.
4. If I see anything I am unhappy with or I receive a message I do not like, I will not respond to it but I will tell a teacher / responsible adult.
5. I will only e-mail people I know, or my teacher has approved.
6. I will only delete my own files.
7. I will ask permission from a member of staff before using the Internet.
8. I will not open an attachment, or download a file, unless I have permission or I know and trust the person who has sent it.
9. I will not give my home address, phone number, or give any other personal information that could be used to identify me, my family or my friends.
10. I will never arrange to meet someone I have only ever previously met on the Internet.

Signed: _____ (Pupil)
Signed: _____ (Parent / Carer)

Please also sign the
online safety rules.



National Curriculum and Expectations

Reading:

- Read with expression, taking note of punctuation
- Talk about the characters/what has happened/what might happen
- Find information and clues in text to support these
- Self-correct
- Blend sounds to read words not instantly recognised
- Deeper understanding - inference - a major focus of the new tests and curriculum

Writing:

- Use **full stops** and **capital letters**, **question marks**, **commas in lists**, **exclamation marks**
- Use knowledge of **spelling patterns** to spell unknown words
- Use connectives **and, but, because, or, if, when, that** to write compound sentences
- Use **adjectives** to describe nouns (noun phrases)
- Change words by adding **suffixes** and **prefixes**
- Write in **complete sentences** for a variety of purposes
- Handwriting: children will learn to **join** in Year 2

Grammar and punctuation:

- Nouns, adjectives, adverbs
- Sentence types: statement, question, exclamation, command
- Present and past tenses
- Capital letters, full stops, question marks, exclamation marks, commas in lists
- Apostrophes for contractions (eg. can't) and possession (eg. the dog's bone)

Maths:

- Add and subtract confidently
- Know the 2, 3, 5 and 10 times tables
- Be able to share into equal groups & use \div sign
- Add 10 to or subtract 10 from any given number
- Understand place value: hundreds, tens and ones
- Work with numbers up to 1,000
- Understand fractions - $\frac{1}{2}$, $\frac{1}{4}$, $\frac{3}{4}$, $\frac{1}{3}$
- Measure using standard measures: cm, m, kg, gm, litres, millilitres
- Know the properties of standard 2D and 3D shapes
- Begin to apply this knowledge to problem solving


Phonics Screening Check

- Taken in late November, postponed from June of Year 1.
- Tests children's ability to sound out words for reading using their knowledge of phonics (sounds)
- 40 words: 20 real and 20 'alien'.

quop



zook



spray

strike

SATs

- Taken in May 2022;
- 4 tests: 2 reading - 20 marks each; 2 maths - arithmetic (25 marks) and reasoning (35 marks)
- Taken in either a whole class, setting, small groups or sometimes individual.
- Writing assessment based on children's independent work in class.

Reading SATs

Paper 1: text and questions are on the same page

Paper 2: separate reading booklet and answer booklet; more challenging text and questions.

"Let's find the paints," said JJ.

"Can we paint the shed wall?" I asked.

"Yes," said JJ. "It is a really boring colour!"

JJ fetched the steps. He said, "These steps are a bit wobbly. I will paint the top bit."

He climbed up and painted a basketball net and a red ball going into it. I painted some beautiful flowers and some grass.



3 Why did JJ agree to paint the shed wall?



1 mark

4 Why did JJ paint the top of the shed?

Tick **one**.

Jasmine didn't like painting.

☐

The steps were dangerous.

☐

He knew what to paint.

☐

Mum would like what he painted.

☐


1 mark

Reading SATs

Liam the Park Keeper


Meet Liam the park keeper

Do you like being out in the open air? Liam does! He works as a park keeper, which means he is outside all day long. He can listen to the birds and look at the beautiful trees and plants.



Liam the park keeper

Liam has to keep his areas of the park looking their best for visitors, especially the rose garden. It's a very demanding job, but Liam enjoys it.



This is the park where Liam works.

(page 4)

1 Liam works...

Tick **one**.

outside all of the time.

☐

at a desk when it is cold outside.

☐

outside when it is sunny.

☐

at a desk all of the time.

☐

1 mark

(page 4)

2 Which area of the park does Liam keep particularly nice for visitors?

1 mark

Maths SATs

Arithmetic: 25 questions

3 $18 - 6 =$

1 mark

4 $10 \times 10 =$

1 mark

13 $14 \div 2 =$

1 mark

14 $64 - 11 =$

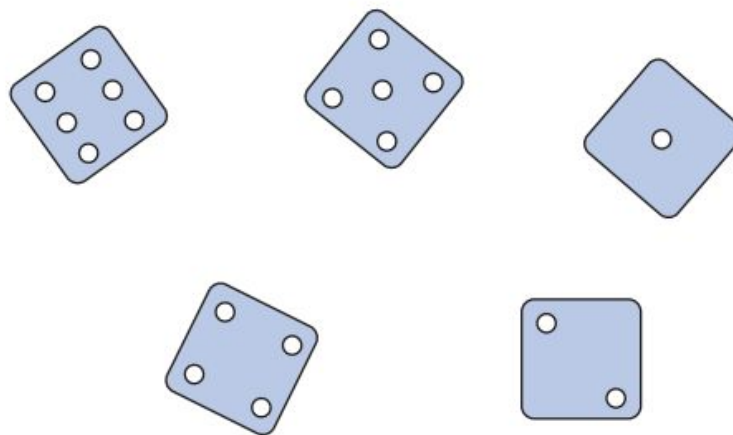
1 mark

Maths SATs

Reasoning: 35 marks

Questions can be read to the children.

8 Circle the **three** dice that add up to **13**



21 Sam has four number cards.



Use **three** of his cards to make these correct.

$$\boxed{27} + \boxed{} = \boxed{67}$$

$$\boxed{54} - \boxed{} = \boxed{34}$$

$$\boxed{} + \boxed{88} = \boxed{98}$$



2 marks

30 A shop has 12 bags of crisps.

It sells $\frac{1}{4}$ of the bags.

How many bags of crisps did the shop **sell**?



bags



1 mark

Treehouse

- Login into Woodcroft homepage
20----- (initial of first name,
surname. No capitals or spaces.)



The Treehouse

Logged in users can click on the
Treehouse logo below to visit our school
learning portal.

Woodcroft Primary Sch x The New Treehouse - Y x Inbox - siloyd@woodc x 2018 - #Curriculum Re x Year 2 meeting, pptx x 2019 key stage 1 mat x

sites.google.com/woodcroft.barnet.sch.uk/thenewtreehouse/year-groups/year-two

Teacher Links Google for Educati... Teacher Center: Fu... YouTube Woodcroft Primary... Dashboard | Sound...

The New Treehouse Home Lockdown Guides Year Groups Calendar

WELCOME TO YEAR 2!

Your teachers this year are Miss Lloyd in 2L and Miss Holden in 2H.

Click on the links below to find out about Year 2's exciting curriculum!

You're braver than you believe, stronger than you seem, and smarter than you think.
Winnie the Pooh

Maths
Maths
English
Science
Art & Design
Geography
History

https://sites.google.com/woodcroft.barnet.sch.uk/thenewtreehouse/year-groups/year-two/year-two-maths

Click on
Treehouse
logo, then
choose Year 2.

Treehouse

[Welcome to Year Two's Geography Page!](#)

[CONTINENTS AND OCEANS](#)

[Knowledge Organiser](#)

[Videos and Powerpoints](#)

[Vocabulary](#)

[Australia](#)

[Key Vocabulary](#)

[Useful Videos](#)

[Useful Links](#)

[Powerpoints](#)

[Scotland](#)

[Knowledge Organisers](#)

[Vocabulary](#)

[Videos](#)



Information and resources for our topics and curriculum.



Contact details:

Miss Lloyd:

slloyd@woodcroft.barnet.sch.uk

Miss Holden:

rholden@woodcroft.barnet.sch.uk

Or send a private message via Google classroom.