











 <p>Monday</p> <p>Literacy and Communication and Language</p>	<p>Share the story 'Paper Dolls' written by Julia Donaldson. In the story the little girl has lots of adventures. At the end of the story the paper dolls flew inside the little girl's memory. We all have memories that are stored inside our brains. What memories do you have? Can you remember anything from Acorn Class or maybe a holiday that you've had?</p>  <p>https://www.youtube.com/watch?v=0BuUR Ao5f3k</p>
 <p>Tuesday</p> <p>Expressive Arts and Design</p>	<p>Make your own paper dolls (You can get an adult to help you with the drawing and cutting).</p> <p>You could use the template in your home learning pack or make your own.</p> <p>Give your paper dolls some names!</p> 
 <p>Wednesday</p> <p>Literacy/Phonics</p>	<p>Sound of the week 'd'. Can you find anything inside this week's story beginning with 'd'?</p> <p>Join in with this Jolly Phonics rhyme for 'd'.</p> <p>https://www.youtube.com/watch?v=otd7eT46G4k</p> <p>Watch this Alphablocks about 'd'</p> <p>https://www.youtube.com/watch?v=kMT1b5g298I</p> 
 <p>Thursday</p> <p>Physical Development</p>	<p>In the story, the little girl with tiger slippers met a dinosaur!</p> <p>Join in with this Cosmic Yoga about Tiny the T-Rex.</p> <p>https://www.youtube.com/watch?v=rnIDBKD2S78</p> 
 <p>Friday</p> <p>Maths</p>	<p>How many paper dolls are joined together in the story?</p> <p>I counted 5 – Ticky, Tacky, Jackie the Backie and Jim with two noses and Jo with the bow.</p> <p>Have some fun exploring the number 5 at home! See if you can find 5 of something or even the number '5' somewhere in your house.</p> 
 <p>Saturday</p> <p>Physical Development</p>	<p>Practice your cutting skills!</p> <p>There are lots of fun ways to practice your cutting skills. You could ask an adult to draw some lines or shapes for you to cut along. Attach some big strips of paper to a table and cut the paper. Cutting different materials during collage and model making. Help with the gardening outside by using your scissors to trim plants. I have added some photos of ideas on the post.</p> 
 <p>Sunday</p> <p>Literacy</p>	<p>Share another rhyming story written by Julia Donaldson about a dinosaur.</p> <p>https://www.youtube.com/watch?v=tfv9GLmaUM</p> 