

GCSE Revision: A Parents guide...

April 2025

How can students revise? TIME

- <https://getrevising.co.uk/planner>
- A good revision plan should be:
 - **Realistic:** everyone has good intentions, but be careful not to set a plan you can't stick to. Nobody can do 12 hours of revision a day.
 - **Detailed:** a good plan breaks revision into chunks, specifies times for studying and assigns each time to a subject or topic.
 - **Flexible:** some topics are difficult and may take longer than planned. Don't be afraid to adjust r plan accordingly.

How to create a revision timetable

Get all the information need - this includes exam dates, lesson timetable, shifts at work sports clubs and social times.

Block out the times can't study - be realistic, if 're not going to work before 10am on a Sunday block that time out.

Pick a revision start date - pin down a day to get started and think about revision priorities. Some subjects and topics will take longer than others.

Plot revision sessions - decide how much time to spend on each topic and schedule in breaks.

Display plan - a plan is no good if don't check it. Print it out and put in on a wall so that its known what is being studied and when.

How long..?

- There is no golden rule! It is important to plan
- ***There is some research to suggest...***
 - ***Anything over the threshold of 3 hours a day will seriously strain mental capacity.*** The longer you work for, the less productive you get.
 - This is because you start to lose focus on what you're working on. You won't pay as much attention to your revision, which means it won't go in – which results in wasted time and efforts from you.
 - ***There's no point revising for longer than three hours, as the content you revise won't stick in your brain.*** It'll leave you with gaps in your knowledge, and you'll miss out on marks in an exam.
 - Anything less than 1 hour a day is probably not going to be of any benefit in the long term.
- But... everyone is different!
- ***In fact, taking breaks whilst revising is much more beneficial than just doing it all in one go.*** give your brain a chance to rest, which is ***crucial*** to the success of your revision – and eventually exams.
- Many students now use the pomodoro technique!

The Pomodoro Technique



1

Decide on the task to be done.

2

Set the timer to **25 minutes**.

3

Work on the task until the timer rings.

4

Take a short 5 minute **break**.

5

Take a 15-30 minute **break**.



repeat 4 times

How can students revise? IN SCHOOL SUPPORT

- Support in class from teachers
- It is likely that there will be timetabled lunch/after school revision sessions but these tend to start after the mock exams
- Mrs Temple works with small groups to cover study skills, wellbeing and stress management.
- Assemblies in tutor time to focus on revision
- Time in tutor to revise

What to expect when exams come around

- What to expect when the exams come around...
 - Tiredness
 - Anxiety
 - Grumpiness
 - Apparent apathy - which might be masking stress/anxiety
- Please keep them well fed!

How can students revise? STRATEGIES

Avoid passive revision

The following techniques are passive and are unlikely to help engage with large amounts of information

- Typing/writing out all notes- this is a waste of time as it is not a technique that requires much brain activity and engagement.
- Reading notes- simply reading is passive- the brain is not doing anything to store what is being read
- Copying out material- this is a time-consuming activity but is not engaging and therefore doesn't help to remember the content.
- Highlighting- it can be very easy to mindlessly over-highlight the majority of a document, combined with annotation this method can be effective, but on its own tends to be a passive strategy.

Keep motivated

- Use **active** revision techniques
- **Vary** the material to revise: from the difficult to the more familiar. This makes it more interesting, and **small chunks** are easier to remember.
- Take regular **breaks** but be strict about returning to revision. Even when on a break, the mind will keep working - often sorting out complex ideas!
- Use **treats** and rewards to keep going
- When revising independently at home, it can be a struggle to remain productive. It is important to establish a **routine** - set an alarm, get dressed and eat breakfast as normal and prepare for the day.

The langtree three

REVISION

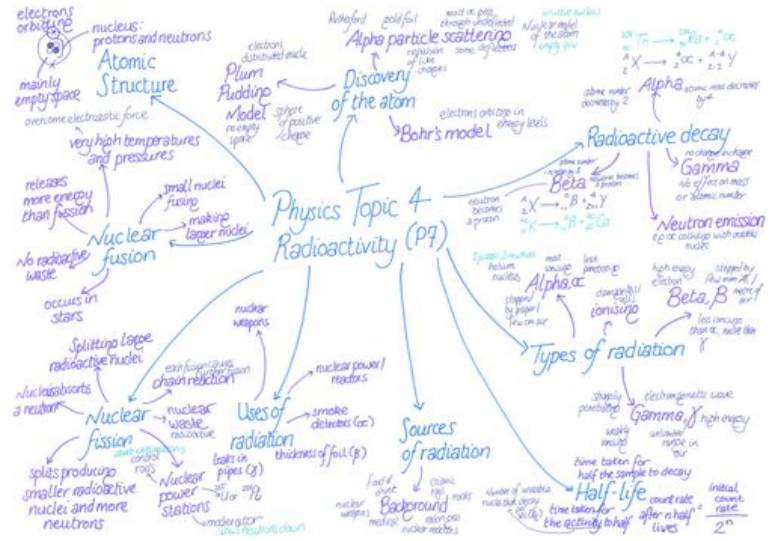
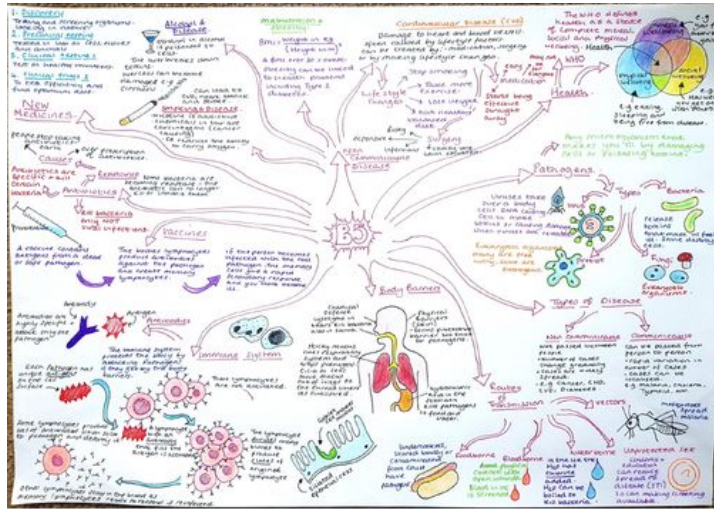
YOUR ROUTE TO SUCCESS

WHY, WHEN AND HOW.



Mind maps

- Mind maps can be a great way to identify connections between ideas.
- They don't need to be dull, can use colours and images, which will help to aid memory.
- Can be done electronically, free apps such as mindmeister, canva, mind maps are available.
- It may also be useful to draw diagrams particularly to remember processes or cycles



Flashcards

- Flash cards allow one to practice summarising information and can help identify any gaps in learning. They can be used in a variety of different ways:
 - a. Condense notes about a specific topic on to a card
 - b. Write a term on one side and a definition the other
 - c. Write a question on one side and answer on the other
- can include colours and images
- Parents/siblings/friends can use them to test
- Use an app like Study Blue or [Quizlet](#) to create flashcards.
- A method called the Leitner method is a good habit to adopt. Please see this website for a more detailed summary of the method [The Leitner System - Study & revision: a Practical Guide - Subject Guides at University of York](#).

ISLAM : Practices

Leave the first rating

IN-CLASS

Live New activity!

STUDY

Flashcards

Learn

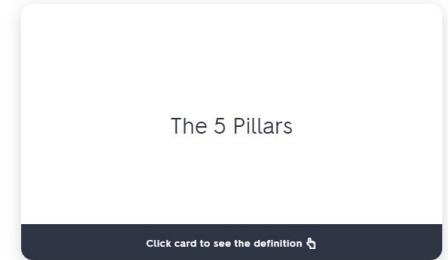
Write

Spell

Test

Match

Gravity



← 1/76 →

Rhymes or stories or mnemonics

- Use songs, rhymes or stories to learn facts -
 - e.g. 'Horace fell down a well and started laughing' - Horace Wells was an American dentist and one of the first to routinely use nitrous oxide (laughing gas) on his patients.
- Mnemonics can also be a helpful way to memorise facts. Use the first letter of a series of words to create a phrase that is easy to remember.
 - For example, Richard Of York Gave Battle In Vain (colours of the rainbow in order: Red, Orange, Yellow, Green, Blue, Indigo, Violet).

MNEMONICS - Teaching Strategy

Help students retrieve information using this memory technique

Why Use Mnemonics?




MEMORY EXPERTS USE MNEMONIC TECHNIQUES TO MEMORIZE HUGE AMOUNTS OF INFORMATION

Mnemonics are cues for memory retrieval



Short term memory can only hold limited information



By grouping smaller bits of information into larger groups, more information is retained

How to Incorporate?



Example



Treaty of Versailles



LAMB

- L**AND – Lost Land e.g. can't put people into the Rhineland, Can't join with Austria (even though they are German speaking people).
- A**RMY – military strength was reduced to 100,000 men & 6 battleships.
- M**ONEY – reparations were fixed at £6600 million to the allied countries. This crippled the German economy.
- B**LAME – Germany had to accept guilt for starting the war. This was the clause the Germans hated the most.

Practice Questions

- You can access past papers or practice questions - these can be found in revision guides/textbooks/via the exam board website (ask teachers for precise detail if necessary) or via websites like [MME](#).
- Practise planning the framework for answers.
- Use lists to compare points for and against a statement.
- Try writing **plans** and **full answers** to past exam questions **with and without** revision notes.
- Complete questions to time
- Choose a question - spend 30 minutes revising the content and then set a timer and complete the question - use published markschemes to check your answers or ask your teachers/friends/parents to look

Write your name here	
Surname	Other names
Centre Number	Candidate Number
Pearson Edexcel Level 1/Level 2 GCSE (9-1)	
Mathematics Paper 2 (Calculator)	
Foundation Tier	
Thursday 7 June 2018 – Morning	Paper Reference
Time: 1 hour 30 minutes	1MA1/2F
You must have: Ruler graduated in centimetres and millimetres, protractor, pair of compasses, pen, HB pencil, eraser, calculator. Tracing paper may be used.	Total Marks

Instructions

- Use **black** ink or ball-point pen.
- **Fill in the boxes** at the top of this page with your name, centre number and candidate number.
- Answer **all** questions.
- Answer the questions in the spaces provided – there may be more space than you need.
- You must **show all your working**.
- Diagrams are **NOT** accurately drawn, unless otherwise indicated.
- Calculators may be used.
- If your calculator does not have a π button, take the value of π to be



Record notes

- If find that learn better by **listening** to things, use a phone/tablet/computer to record it being read out
- Then listen back to recordings at any time, making it easy to find more short revision slots.
- It is also possible to make use of podcasts/revision videos - AI sites like NotebookLM provide this functionality.



Post - it notes

- Summarise information and a great way to remember key details - stick them all over the place!
- Use colours to identify themes
- Move them regularly so you don't just remember the location!



Encourage reflection

- Encourage your children to read through essays/practice Q's etc get in the right frame of mind.
- Reflect on **feedback**, both the positive points and those need to improve.
- Repeat the former; try to change the latter.



How can students revise..?

WEBSITES

- GCSE Pod - accessed through the school website
- [Seneca](#) Learning
- [Quizlets](#)
- YouTube - this is brilliant for accessing 'how to answer X'
- BBC bitesize
- [Khan](#) Academy
- [Spark Notes](#)
- [Oak National Academy](#)
- MyMaths
- Kerboodle (Maths and MFL)

Information about exams from Niki Smith exams officer:

- No watches at all in the room - same penalty as mobile phone
- Pencil cases/water bottles need to be clear - water bottles have the label removed
- Cold in hall even in the summer - be mindful biggest complaint - have to stay in uniform so layer up
- Mocks are more intense than the summer exams because 6 weeks crammed into two ish.
- General noise - working school with a primary school next to us - try to offer most ideal situation for child to sit exams noise can't be helped