

Show My Homework

For Students

[Name of School]

[Date]

www.showmyhomework.co.uk
The world's No. 1 online homework solution



Contents

- 1 Challenges with homework
- 2 Benefits of using Show My Homework
- 3 What does the tool look like?
- 4 Your school's plan
- 5 Getting started

Challenges with homework today

Forgetting homework is due

Misunderstanding the assignment

Catching up after absence

Hassle from parents about what is due!

Understanding why it's useful

Getting feedback on your hard work

Proving that you've got too much homework!



These issues are all
about how we **communicate**
manage and
homework. Not
homework itself.

What is Show My Homework?

A simple online homework calendar showing homework information, deadlines and attachments for students.

The image displays the Show My Homework interface on both a desktop browser and a mobile smartphone. The desktop view shows a user profile for Billy, a search bar, and a calendar for March 9th-15th, 2015. The calendar shows homework tasks for Mrs. C. Sibley and Mrs. J. James. The mobile app view shows a 'To-do list' with tasks like 'Capitals of the World' and 'Chemical Elements'.

Desktop Interface:

- Search for homework
- Welcome Billy (Edit profile)
- Calendar: 5 Homework yet to submit, 2 Deadline finishes today, 2 Homework past due date
- My calendar / School calendar
- Filters: All teachers, All subjects, All classes, All years, All tasks
- Calendar view: March 9th - 15th, 2015 (Week, Month, Year)

Monday 09 Mar	Tuesday 10 Mar	Wednesday 11 Mar	Thursday 12 Mar	Friday 13 Mar	Saturday 14 Mar	Sunday 15 Mar
IOS homework (9/DC) Arts Mrs. C. Sibley			Firework safety (9/Bett) Physical Education Mrs. J. James			
	Firework safety (9/Bett) Physical Education Mrs. J. James		Firework safety (9/Bett) Physical Education Mrs. J. James			
IOS homework (9/DC) Arts Mrs. C. Sibley		IOS homework (9/DC) Arts Mrs. C. Sibley				
	IOS homework (9/DC) Arts Mrs. C. Sibley					
IOS homework (9/DC) Arts Mrs. C. Sibley						

Mobile App Interface:

- 13:05, 35% battery
- To-do list
- Search
- Past due
- Capitals of the World (Geography) - Tue 05 May
- Chemical Elements (Chemistry) - Tue 05 May
- This week
- Capitals of the World (Geography) - Tue 05 May
- Chemical Elements (Chemistry) - Tue 05 May
- French Vocabulary (Languages) - Tue 05 May
- 9 Times Table (Maths) - Tue 05 May
- See all completed items
- Bottom navigation: To-do list, Notice board (3), Profile

Benefits for students

See how Show My Homework can benefit you



Automatic notifications
to remind you



More time to ask
questions in class



Marking and feedback returned
faster and in private



See all your homework
at the click of a button



Free smartphone app – No
more Homework diaries!



Access to description and
resources wherever they are



A personalised experience
to help stay organised

Homework description

In this view we can see a task's title and description, set and due dates and how it should be submitted.

The image displays two views of a homework assignment page. The desktop view (top) shows a page titled 'The future of technology essay' under the user 'Billy Breadstick'. It features tabs for 'Description', 'Assess', 'Discussion', and 'Trends'. The 'Description' tab is active, showing a task description by 'Miss. T. Teacherson' for 'group 7/His1 - Physics'. It includes two date buttons: 'Set on Tue 05 May' and 'Set on Tue 12 May'. Below the description is a text block of placeholder text. A section titled 'Other information' lists: '60 seconds to answer each question' and 'Students can take the quiz up to three times'. A tip states: 'Once your students have completed the quiz, visit the gradebook to find out how each learner did in your class.' At the bottom, 'Resources to help you' lists three items: 'meet_the_team.mov' (with 'Download' and 'Play' options), 'education_podcast.mp3' (with 'Download' and 'Listen' options), and 'product_animation.gif' (with 'Open in Google Drive' option). The mobile view (bottom left) shows the same assignment titled 'Romeo & Juliet essay coursework preparation' for 'English Literature - 7/Eng1' by 'Mr. D. Piddington'. It also shows 'Set on Tue 05 May' and 'Due on Tue 05 May' buttons. The 'Description' section contains placeholder text and a list of two items. The 'Other information' section notes 'This homework will take approx. 1 hour'. The mobile bottom navigation bar includes 'To-do list', 'Notice board' (with a '3' notification), and 'Profile'.



Helpful resources – files & websites – are displayed below the homework.

Gradebook

Gradebook helps you keep track of the submission status of homework, and grades, if applicable.

The screenshot displays a user interface for a Gradebook. At the top, it shows the user's profile (Billy Breadstick) and navigation options (Back, Homework list, Gradebook, Notice Board). The main area displays a grid of homework assignments with their submission status and grades. The status is indicated by a colored bar at the bottom of each assignment card: green for Submitted, dark green for Submitted late, blue for Absent, orange for Resubmission, and red for Not submitted. The grade is shown in a large font in the center of the card.

Assignment	Submission Status	Grade
World War II (History)	Submitted	B
Capitals of the World (Geography)	Submitted	8/10
A Midsummer Nights Dream (English Literature)	Resubmission requested	-
The Amazon Rainforest (Geography)	Submitted	A
7 times table (Mathematics)	Submitted	100%
Of Mice and Men	-	-
What is Oxygen?	-	-
The wonder of the human body	-	-

Submission types

- Submitted
- Submitted late
- Absent
- Resubmission
- Not submitted

The no-login back up!

You can view the school homework calendar without even logging in

SMHW ShowMyHomework Bett Academy Homework Calendar Help Login

All teachers All subjects All classes All years All tasks

Today March 9th - 15th, 2015 Week Month Year

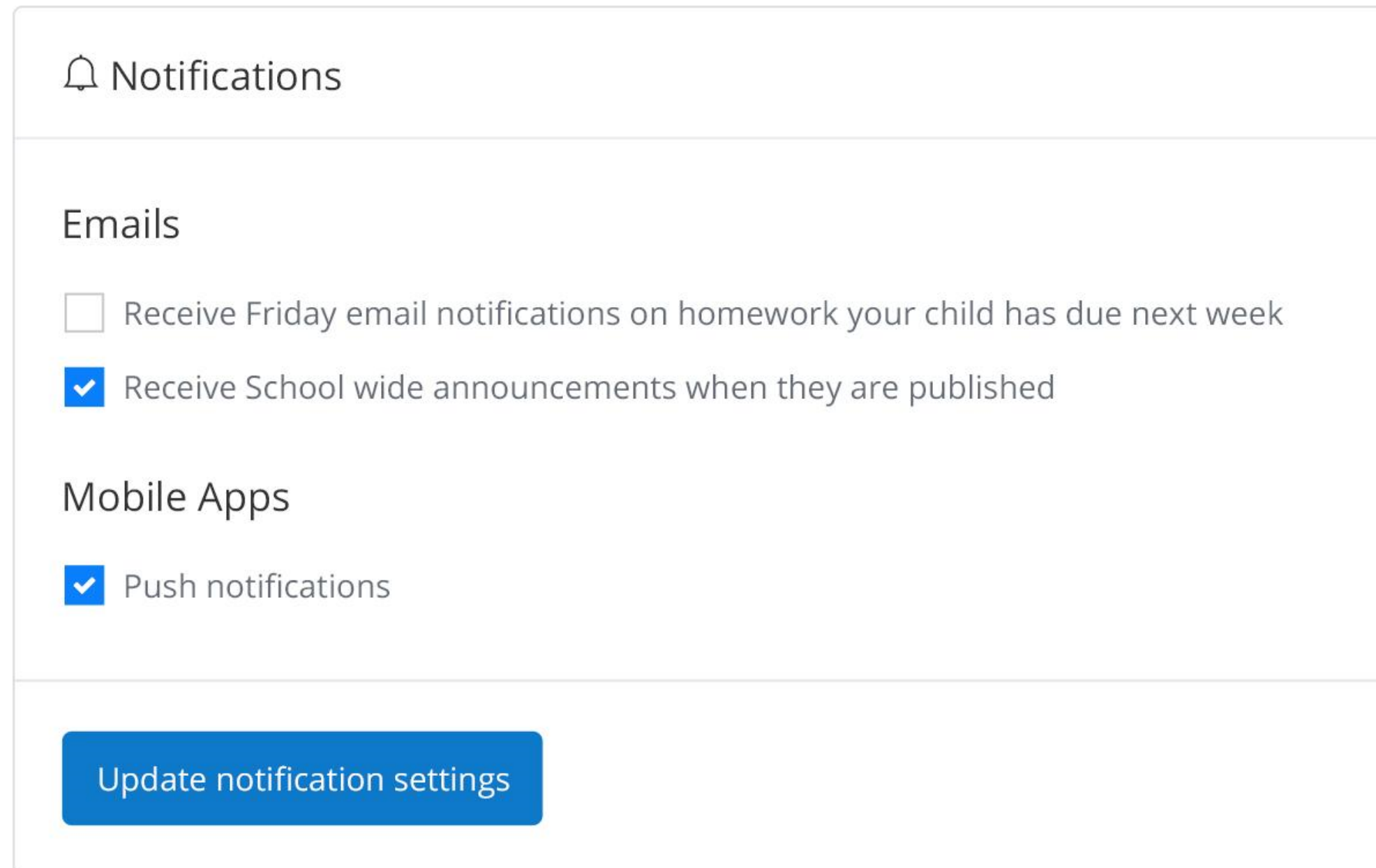
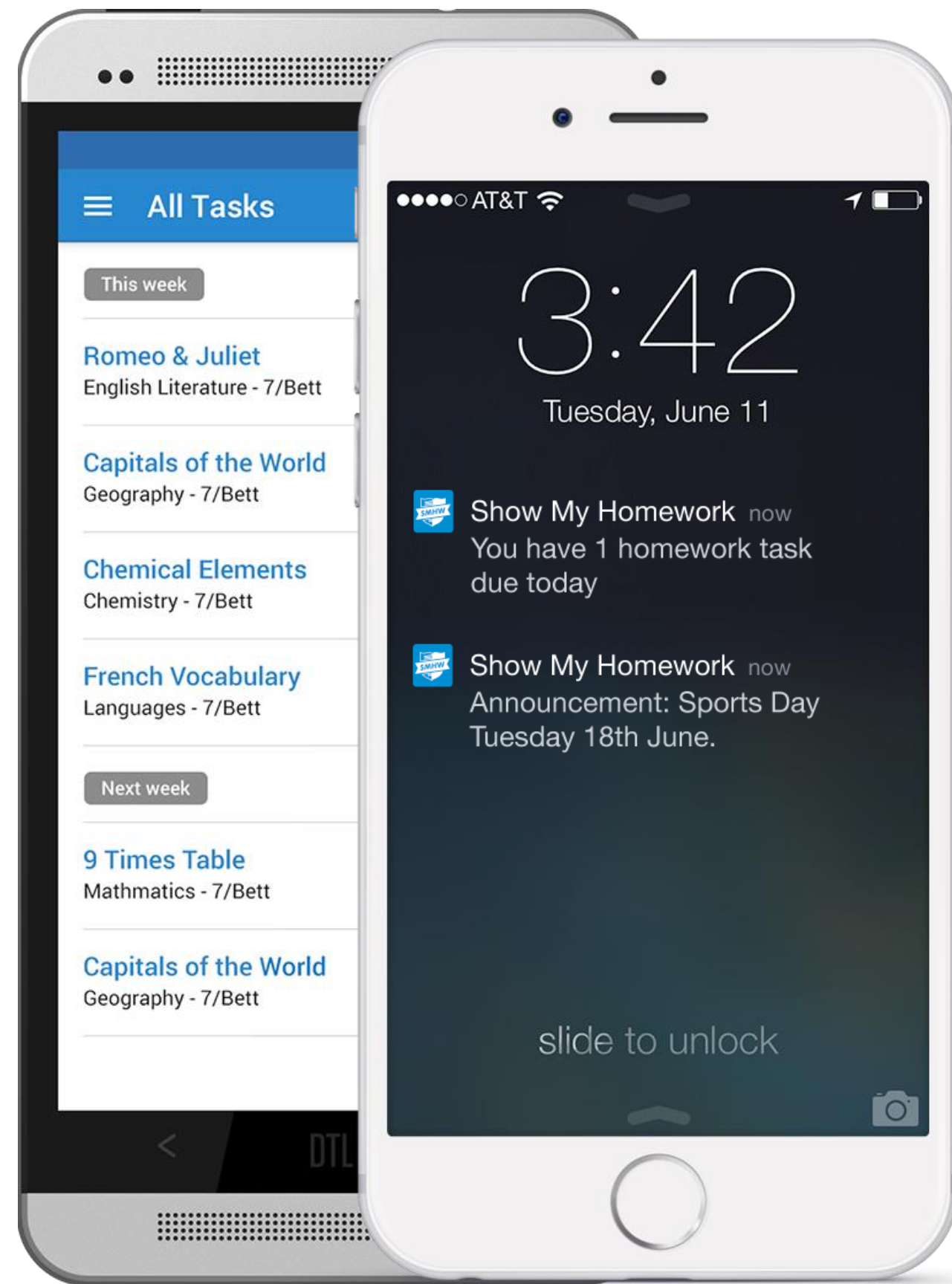
Monday 09 Mar	Tuesday 10 Mar	Wednesday 11 Mar	Thursday 12 Mar	Friday 13 Mar	Saturday 14 Mar	Sunday 15 Mar
12D/Ch1 Chemistry Mrs. C. Sibley	3 Events	12D/Ch1 Chemistry Mrs. C. Sibley	12D/Ch1 Chemistry Mrs. C. Sibley	1 Event	12D/Ch1 Chemistry Mrs. C. Sibley	12D/Ch1 Chemistry Mrs. C. Sibley
9A/Re4 R.E.P. Mrs. L. Morrison	9A/Re4 R.E.P. Mrs. L. Morrison	9A/Re4 R.E.P. Mrs. L. Morrison	9A/Re4 R.E.P. Mrs. L. Morrison	9A/Re4 R.E.P. Mrs. L. Morrison	9A/Re4 R.E.P. Mrs. L. Morrison	9A/Re4 R.E.P. Mrs. L. Morrison
7A/Ma3 Maths Mrs. V. Burley	7A/Ma3 Maths Mrs. V. Burley	7A/Ma3 Maths Mrs. V. Burley	7A/Ma3 Maths Mrs. V. Burley	7A/Ma3 Maths Mrs. V. Burley	7A/Ma3 Maths Mrs. V. Burley	
8B/Re4 R.E.P. Mrs. L. Morrison	9A/Re4 R.E.P. Mrs. L. Morrison	9A/Re4 R.E.P. Mrs. L. Morrison	9A/Re4 R.E.P. Mrs. L. Morrison	9A/Re4 R.E.P. Mrs. L. Morrison		
8C/Ma3 Maths Mrs. V. Burley	7A/Ma3 Maths Mrs. V. Burley	7A/Ma3 Maths Mrs. V. Burley	7A/Ma3 Maths Mrs. V. Burley			
9A/Gg4 Geography Mrs. K. Jackson	12D/Gg4 Geography Mrs. K. Jackson		12D/Gg4 Geography Mrs. K. Jackson			

Submission types

- Submitted
- Submitted late
- Absent
- Resubmission
- Not submitted

Notifications

In Settings, you can manage Notifications.



Make sure to download the Show My Homework App, for iPhone, iPad, iPod Touch and Android Devices.




Our Help Centre

You can access our Help Centre at anytime via the left hand menu

The screenshot shows the 'For Students' section of the Show My Homework website. At the top, there is a blue navigation bar with the text 'Open 8am - 6pm (Mon - Fri). Get in touch on 020 7197 9550' and social media icons for Twitter, Facebook, and Google+. Below this is a white bar with the 'Show My Homework' logo and 'Login' and 'Teacher sign up' buttons. The main header area is blue with a circular profile picture of a student and the text 'For Students' and 'Never miss a homework deadline again!'. A breadcrumb trail reads 'Home / Help Centre / For Students / Homework'. On the left is a vertical menu with options: 'The basics', 'To-do list', 'Calendar', 'Homework' (highlighted), 'Finding my homework on Show My Homework', 'Submitting my work online', 'Spelling Tests', 'Quizzes', and 'Overdue homework'. The main content area is titled 'Finding my homework on Show My Homework' and contains an introductory paragraph and a two-step numbered list. Below the list is a preview of a homework item titled 'The future of technology essay' with a sub-breadcrumb 'Home / Homework / The future of technology essay'. At the bottom of the preview are tabs for 'Description', 'Submission', 'Submit work', and 'Discussion', along with an 'Actions' dropdown menu.

Open 8am - 6pm (Mon - Fri). Get in touch on 020 7197 9550

Show My Homework Login Teacher sign up

 For Students
Never miss a homework deadline again!

Home / Help Centre / For Students / Homework

- The basics
- To-do list
- Calendar
- Homework**
- Finding my homework on Show My Homework
- Submitting my work online
- Spelling Tests
- Quizzes
- Overdue homework

Finding my homework on Show My Homework

Submitting homework online is really quick and easy and means that students always have ability in their homework. Online Submissions mean that students can upload their homework anywhere at anytime and this is not restricted to term time.

- 1 In order to complete homework online, students simply need to click their calendar and select the piece of homework that needs to be completed.
- 2 Once selected, you will be able to view the homework details. These will include: the issue date, due date, description and any added resources. On the right of the page you will see an option to 'Complete your homework online' which can be seen pictured below:

Home / Homework / The future of technology essay

The future of technology essay

Description Submission Submit work Discussion Actions

Getting started

Three steps for you to take next to make homework work better for you:

1 Got to <http://www.showmyhomework.co.uk/pin>

2 Enter your PIN details found in the letters handed out by the school and click 'Log in'.

3 Create a memorable password and enter your email address then click 'Update your details'.

i Download the free App on your smartphone.



The screenshot shows the user interface for logging in and updating details. On the left, under the heading "Welcome, please enter your PIN", there is a text input field containing "1A2B3C4D" and a blue "Log in" button. Below this is a link: "Your PIN number can be found on a login letter you received. [PIN code doesn't work?](#)". In the center, a preview of a login letter for "Joe Bloggs" (Mr Smith's class) is shown. It includes a "Getting started" section with instructions and two PINs: "Student PIN M00429507" (circled in red) and "Parent PIN A14675784". At the bottom of the preview, it says: "When you log in for the first time, please enter a password and email address. Keep your password and your PIN a secret!". On the right, under the heading "Almost there, update your details", there are two password input fields (masked with dots), an email input field with an envelope icon and the text "Enter email address", and a checkbox labeled "I do not have an email address". Below these is a blue "Update details" button and three checklist items: "✓ Make a note of your username", "✓ Make a note of your password", and "✓ Keep it somewhere safe".



Show My Homework

TeacherCentric Ltd,
4th Floor, 4 Cam Road,
Stratford, London, E15 2SN,
United Kingdom

Support

Our support team is ready and waiting to help you out.



help@showmyhomework.co.uk



0207 197 9550



[@showmyhomework](https://twitter.com/showmyhomework)

www.showmyhomework.co.uk
The world's No. 1 online homework solution