

Welcome to GreenTop School

New to Nursery September 2025



XP.
TRUST



Meet the Staff- EYFS CREW

Mrs Overson School Headteacher



Miss Carter Assistant Headteacher and Reception Teacher

Mrs Hay Nursery Teacher (M,T,W)

Mrs Burton Nursery Teacher (W,Th, F)

Miss Nolan Learning Coach

Mrs Mann Learning Coach

Miss Myers Learning Coach



EYFS Curriculum



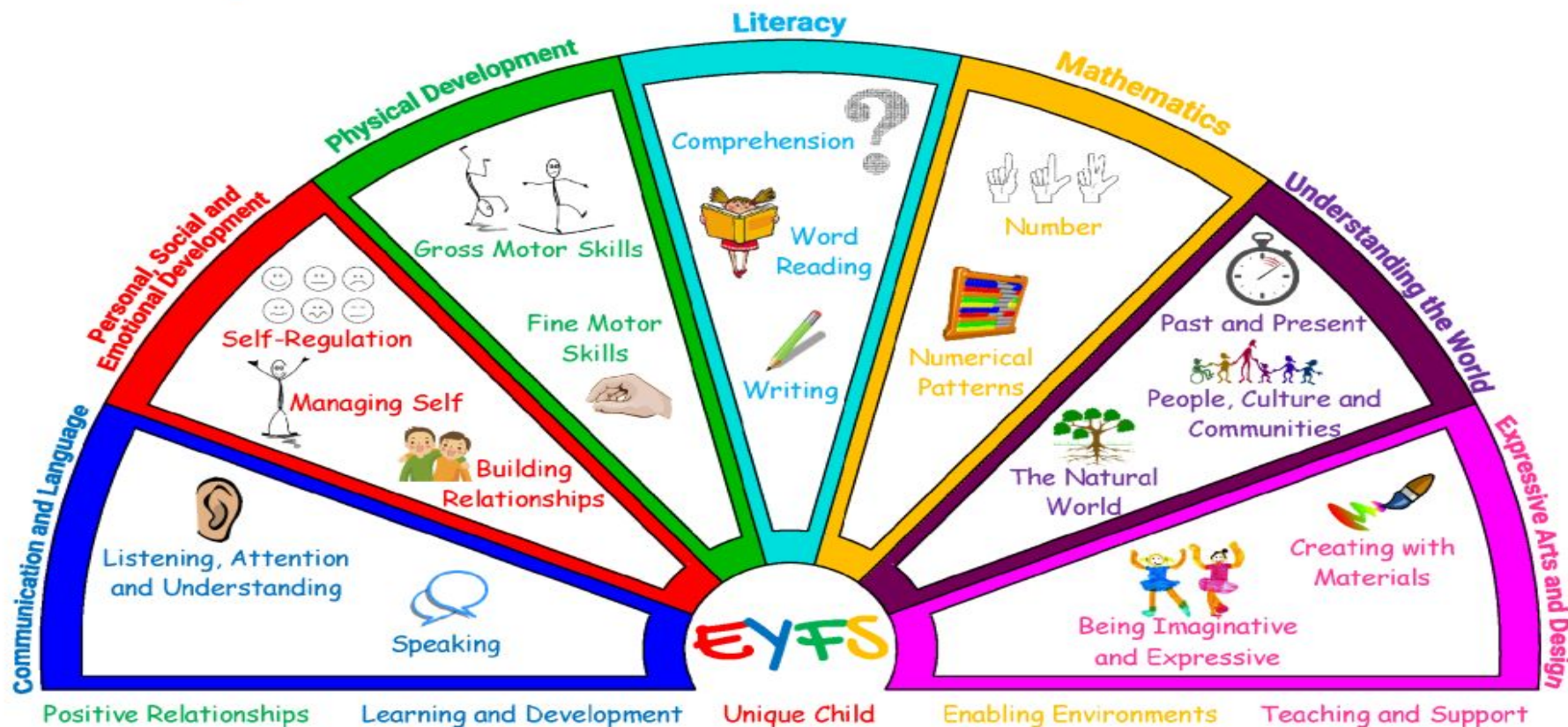
The Early Years Foundation Stage is the stage of education for children from birth to the end of the Reception year (when they are 5).

The Foundation Stage Curriculum is based on the recognition that children learn best through play and active learning.

Engage
Excite
Achieve in play



EYFS Development Rainbows



Characteristics of Effective Learning




Active learning

Concentrate, Keep on trying if they encounter difficulties, and enjoy achievements



Stickability stan



motivated moe



Can-do colin

Playing and exploring

Investigate and experience things and have a go!



HAVE-A-GO HENRY



EXPLORING EDDIE




LIGHT BULB LEO

Creating and thinking critically

Have and develop their own ideas, make links between ideas, and develop strategies for doing things



CURIOUS GLEO



CONNECTING CONNIE



GROGGING, GEEKING, GRACING CHARLIE

Building Nursery Crew!



Work Hard

I produce my best work in lessons.
I improve my work, based on critique.
I work independently on tasks.

Be Kind

I look after the resources of the school.
I communicate with respect and manners.
I share my ideas with my friends.

Get Smart

I challenge myself.
I support others in my school.
I work collaboratively in sessions.



Habits of Work and Learning!



What is Crew in Nursery?

Crew underpins all we do...

We are Crew NOT passengers...

- All active participants
- All have a voice
- Get to know each other on a deeper level (staff and children alike!)
- Support and help each other
- Are kind to each other
- Respect each other
- Listen to each other
- Always try our best and help each other to do this
- Support each other to be the best version of ourselves



A walkthrough an EYFS expedition

Who is hiding in the pages of the book?

Our Spring Term 2024 Expedition








A MULTI-ACADEMY TRUST

www.xptrust.org

Core text - anchor text

Drive the Expedition (Literacy focus texts)



Fieldwork, Experts & Family Learning



A MULTI-ACADEMY TRUST

www.xptrust.org



The Final Product & Celebration of Learning



This book was purchased with money raised
by **Greentop EYFS** children 2023-2024.

The children raised the money to fund
these books during their Spring expedition:

ONCE UPON A TIME
WHO IS HIDING IN THE PAGES OF THIS BOOK?

To find out more information and to see the work which our children
produced during this expedition please scan the QR code below.



A MULTI-ACADEMY TRUST



A typical nursery session

Doors open for greeting time

8.30 am - 9am

Crew (feelings, favourite..., weekend or holiday highlight)

Learning Time - Phonics

Child Initiated Learning

Learning Time - Maths

Lunchtime/home **11.25 am collection for morning children**

Child Initiated Learning

Learning Time - Literacy/Expedition

Daily critique/Postcard of the day

Story time/songs

End of day collection between 2.45 pm - 3 pm



Learning Journey



- Each child will have a learning journey on our 'Evidence Me' App when they start school. This will be a record of their learning throughout the foundation stage.
- Photographs will be regularly taken and added along with annotations and observations by staff to their Evidence Me profile.
- We would also like you celebrating with us when your child does something amazing!



Uniform in Nursery

- White polo shirt
- Grey trousers/dress or skirt
- Green jumper or cardigan
- Coat
- Wellies can be kept under their peg
- Comfy black shoes (velcro strap)
- Grey or white socks
- WWW.MGMT-PRINT.CO.UK provide Green Top branded jumpers and cardigans but supermarket uniform is fantastic as we do like to get messy!



XP.
TRUST

Please ask Mrs Hay or Mrs Burton if you would like some clean second hand uniform. We have plenty and would be glad to see it go to a good home!

An advertisement for GreenTop School Uniform. It has a light green background with a stylized figure of a person jumping. The text "SCHOOL UNIFORM" is in large, bold, blue and orange letters. Below it, in smaller blue text, it says "WE HAVE A NEW SCHOOL UNIFORM PROVIDER BASED IN DONCASTER. ITEMS ARE AVAILABLE TO ORDER ONLINE FROM THE ADDRESS BELOW." Further down, in even smaller text, it says "CLICK THE 'SCHOOLWEAR' TAB AND FIND OUR SCHOOL FROM THE LIST." Below this is a yellow button with the text "WWW.MGMT-PRINT.CO.UK". At the bottom, the word "GreenTop" is written in large, white, stylized letters. In the bottom left corner, there is a phone icon and the number "01302 364144". In the bottom right corner, it says "MORE INFORMATION WWW.MGMT-PRINT.CO.UK".

SCHOOL UNIFORM

WE HAVE A NEW SCHOOL UNIFORM PROVIDER BASED IN DONCASTER. ITEMS ARE AVAILABLE TO ORDER ONLINE FROM THE ADDRESS BELOW.

CLICK THE 'SCHOOLWEAR' TAB AND FIND OUR SCHOOL FROM THE LIST.

WWW.MGMT-PRINT.CO.UK

GreenTop

01302 364144

MORE INFORMATION
WWW.MGMT-PRINT.CO.UK

Information



- **Names in everything**
- Water bottles (water only - no juice)
- Velcro/pull on shoes shoes
- Avoid playsuits if possible
- Bring changes of clothes
- Coats/wellies etc
- Sunhats
- Suncream (hopefully)
- Toys **MUST** stay at home
- No Jewellery



Transition Arrangements



- Nursery confirmation letter and start date letters have been sent via email
- EYFS parent voice (about your child)
- GreenTop School Admissions google form (contacts and permissions) **This must be completed before your child starts Nursery for legal reasons**
- Sign up for a Stay and Play session.
- Sign up to the blog on the school website for updates and information - We blog several times a week to celebrate the children's success and will include key information you will need to know (dress up days, discos, phonics sounds etc...)



No question too big or small!



XP.
TRUST

How do school lunches work?

Your child may choose to have a hot school meal or bring a packed lunch. Once your child has started Nursery, they will be set up with a ParentPay account. You will be given a username and password in due course. Relish School lunches are £3.00 per meal.

You may be able to apply for free school meals if you are eligible.

Your child will eat in the hall with nursery staff and will be helped to cut and encouraged to eat a good amount safely.



Attendance & Holidays



What happens if my child is ill or I want to take my child on holiday?

Please notify the school by calling the office if your child is unwell. If we do not hear from you, the admin team will send a follow up text to see where your child is.

If you wish to go on holiday please request a holiday form from the school office or from the nursery staff. Holidays will be authorised if your child is under the age of 5 years.



No question too big or small!



XP.
TRUST

My child is not yet using the toilet confidently is this a problem?

Most children are confident toilet users by the time they start nursery but of course some of our younger children are simply not ready.

We will support children in using the toilet however they are most comfortable offering privacy and help where needed.

Send your child in clothes they can manage to go to the toilet in and a few sets of spare clothes daily if they are still toilet training or if they get dirty during play





What wrap around care is available for my child at Green Top?

Breakfast club is from 7.30am to school start time. This will be in the Nursery classroom for Early Years children. The cost is £2 per session. Children can choose from toast or cereal.

FREE after school clubs are available but fill up quickly! You can sign up for these via a google form on the school website during the first week of term.

Sunset club is from 4pm to 5.30pm, it is held in the school hall for all children and year groups and costs £5 per session. Your child will be provided with a drink and a snack.



Let's get ready!



XP.
TRUST

How can I support my child be 'Nursery ready'?

- Encourage them to wipe their own bottom
- Encourage them to pull their trousers/tights/pants up and down for the toilet
- Encourage them to put on and zip up their own coat
- Encourage your child to use a knife and fork and cut up their own food
- Encourage your child to dress and undress themselves at home
- Read a story a day together
- Sing Nursery Rhymes
- Look out for numbers 1-10 in the environment
- Hunt for 2D shapes in the environment



The words 'THANK YOU!' are written in a bold, sans-serif font. Each letter is a different color: 'T' is blue, 'H' is purple, 'A' is pink, 'N' is orange, 'K' is yellow, 'Y' is green, and 'O!' is teal. The text is surrounded by numerous small, colorful dots in shades of blue, yellow, pink, and purple. The background of the slide features faint, stylized silhouettes of people in various colors (blue, green, orange, grey) and a large, colorful butterfly in the bottom right corner.

THANK YOU!



XP.
TRUST

Thank you for joining us and already taking an active role in your child's learning journey.

If you have any questions, please pop and see us and remember we are only on the other end of the phone.